

Quarterly Statistics by Banks, Employees and Branches in Banking

December 2018

Report Code: DE13

February 2019





Contents

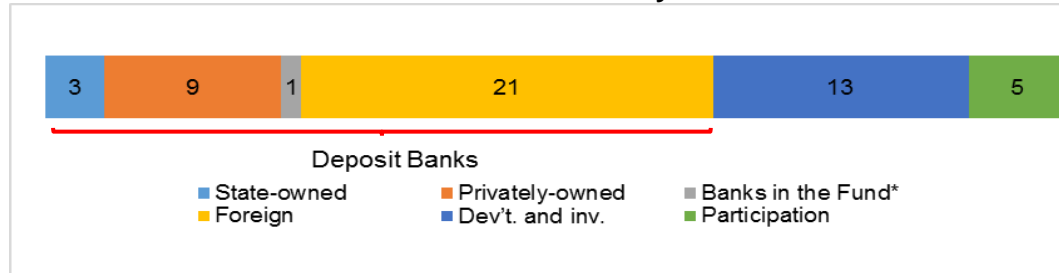
	<u>Page No.</u>
Number of Banks.....	i
Number of Employees.....	i
Bank Employees by Gender and Education Level	ii
Number of Branches.....	ii
Number of Employees and Branches per 100.000 People.....	iii
 Tables	
Table 1 Number of Branches and Employees by the Banks and Groups, as of December 31, 2018.....	1
Table 2 Bank Employees by Sex and Education, as of December 31, 2018.....	2
Table 3 Number of Branches and Employees (2017 - 2018 December).....	4

Quarterly Statistics by Banks, Employees and Branches in Banking System¹ December 2018

Number of Banks

The number of deposit, development and investment banks was 52 at the end of December 2018 with 34 in deposit banks group and 13 in non-deposit banks group, while there were also 5 participation banks.

Number of Banks in the System



* Banks under the Deposit Insurance Fund

Number of Employees

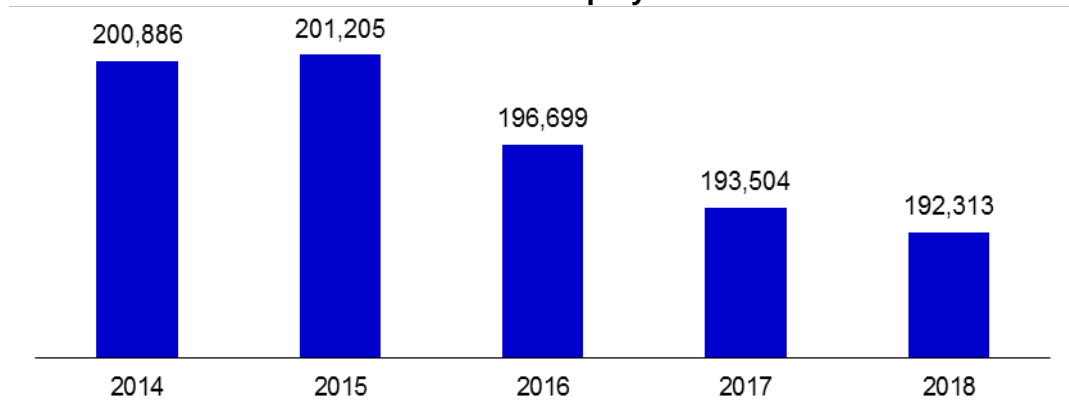
As of end of the 2018, the number of employees in deposit banks and development and investment banks was 192,313.

Number of Employees

	December 2017	September 2018	December 2018
Deposit banks	188,266	187,919	186,918
Dev't. and inv. banks	5,238	5,424	5,395
Total	193,504	193,343	192,313

The number of employees decreased by 1,191 (1 percent), as compared to December 2017 and by 1,030 as compared to previous quarter.

Number of Employees



The average number of employees was 5, 498 in deposit banks.

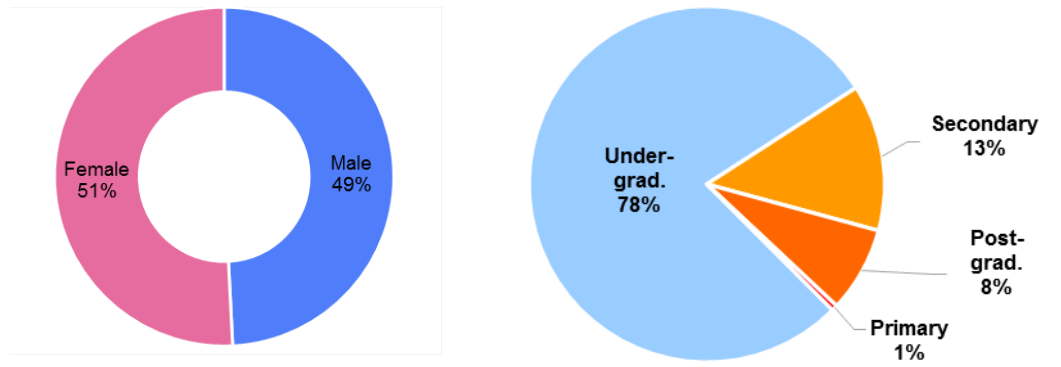
¹ -The deposit banks and development and investment banks are included.

Bank Employees by Gender and Education Level

As of December 2018, 51 percent of the employees were female regarding the distribution of bank employees by gender.

Regarding the education level of bank employees, 78 percent of the employees had undergraduate degrees and 8 percent in postgraduate degrees, as of September 2018. This figure was 13 percent in high-school graduates.

Bank Employees by Gender and Education Level



Number of Branches

As of December 2018, the total number of branches in deposit banks and development and investment banks was 10,454.

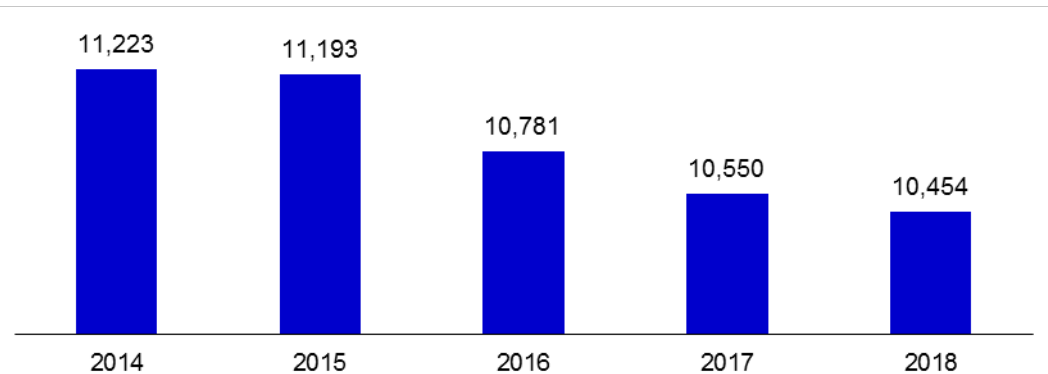
Number of Branches*

	December 2017	September 2018	December 2018
Deposit banks	10.500	10.452	10.400
Dev't. and inv. banks	50	53	54
Total	10.550	10.505	10.454

* Branches in foreign countries and Turkish Republic of Northern Cyprus are included.

The number of branches decreased by 94, as compared to December 2017 and by 51 as compared to previous quarter.

Number of Branches



The number of branches per bank was 306 in deposit banks at the end of December 2018.

Table 1 Number of Banks, Branches and Employees, as of December 31, 2018

	No. of Banks	No. of Branches*	No. of Employees		No. of Banks	No. of Branches*	No. of Employees
Sector Total	47	10,454	192,313	Foreign Banks	21	2,718	54,478
Deposit Banks	34	10,400	186,918	Alternatifbank A.Ş.		49	949
State-owned Banks	3	3,718	60,195	Arap Türk Bankası A.Ş.		7	268
Türkiye Cumhuriyeti Ziraat Bankası A.Ş.		1,773	24,647	Bank Mellat		3	51
Türkiye Halk Bankası A.Ş.		994	18,781	Bank of China Turkey A.Ş.		1	31
Türkiye Vakıflar Bankası T.A.O.		951	16,767	Burgan Bank A.Ş.		41	1,006
Privately-owned Banks	9	3,963	72,025	Citibank A.Ş.		3	402
Adabank A.Ş.		1	28	Denizbank A.Ş.		711	11,786
Akbank T.A.Ş.		781	13,367	Deutsche Bank A.Ş.		1	109
Anadolubank A.Ş.		112	1,644	Habib Bank Limited		1	20
Fibabanka A.Ş.		72	1,591	HSBC Bank A.Ş.		82	2,205
Şekerbank T.A.Ş.		273	3,571	ICBC Turkey Bank A.Ş.		44	786
Turkish Bank A.Ş.		12	190	ING Bank A.Ş.		226	4,520
Türk Ekonomi Bankası A.Ş.		503	9,487	Intesa Sanpaolo S.p.A.		1	29
Türkiye İş Bankası A.Ş.		1,355	24,570	JPMorgan Chase Bank N.A.		1	55
Yapı ve Kredi Bankası A.Ş.		854	17,577	MUFG Bank Turkey A.Ş.		1	75
Banks Under the Depo. Insurance Fund	1	1	220	Odea Bank A.Ş.		45	1,088
Birleşik Fon Bankası A.Ş.		1	220	QNB Finansbank A.Ş.		542	12,276
				Rabobank A.Ş.		1	35
				Société Générale (SA)		1	46
				Turkland Bank A.Ş.		23	403
				Türkiye Garanti Bankası A.Ş.		934	18,338
				Development and Investment Banks	13	54	5,395
				Aktif Yatırım Bankası A.Ş.		10	663
				BankPozitif Kredi ve Kalkınma Bankası A.Ş.		1	63
				Diler Yatırım Bankası A.Ş.		1	18
				GSD Yatırım Bankası A.Ş.		2	30
				İller Bankası A.Ş.		19	2,533
				İstanbul Takas ve Saklama Bankası A.Ş.		1	292
				Merrill Lynch Yatırım Bank A.Ş.		1	47
				Nuroi Yatırım Bankası A.Ş.		1	59
				Pasha Yatırım Bankası A.Ş.		1	52
				Standard Chartered Yatırım Bankası Türk A.Ş.		1	30
				Türk Eximbank		12	709
				Türkiye Kalkınma ve Yatırım Bankası A.Ş.		1	528
				Türkiye Sınai Kalkınma Bankası A.Ş.		3	371

* Branches in foreign countries and Turkish Republic of Northern Cyprus are included.

This report is prepared from the related statistics of member banks that is sent to the Banks Association of Turkey. Whilst every effort has been made to ensure that the information contained in this report is correct, the Banks Association of Turkey can not accept any responsibility for any errors or omissions or for any consequences resulting therefrom.

Table 2 Bank Employees by Gender and Education, as of December 31, 2018

Banks	Primary School			High School			Undergraduate			Postgraduate			Total		
	Male	Female	Total	Male	Female	Total	Male	Female	Total	Male	Female	Total	Male	Female	Total
Sector Total	817	174	991	17,238	8,410	25,648	68,989	81,722	150,711	7,544	7,419	14,963	94,588	97,725	192,313
Deposit Banks	622	148	770	16,808	8,315	25,123	66,892	80,498	147,390	6,747	6,888	13,635	91,069	95,849	186,918
State-owned Banks	215	6	221	5,377	1,507	6,884	25,548	22,420	47,968	2,642	2,480	5,122	33,782	26,413	60,195
Türkiye Cumhuriyeti Ziraat Bankası A.Ş.	99	2	101	2,726	517	3,243	10,991	8,046	19,037	1,196	1,070	2,266	15,012	9,635	24,647
Türkiye Halk Bankası A.Ş.	47	1	48	2,047	604	2,651	7,737	6,990	14,727	748	607	1,355	10,579	8,202	18,781
Türkiye Vakıflar Bankası T.A.O.	69	3	72	604	386	990	6,820	7,384	14,204	698	803	1,501	8,191	8,576	16,767
Privately-owned Banks	171	12	183	5,256	3,032	8,288	25,014	33,815	58,829	2,288	2,437	4,725	32,729	39,296	72,025
Adabank A.Ş.	1	0	1	3	3	6	10	10	20	0	1	1	14	14	28
Akbank T.A.Ş.	28	0	28	435	166	601	5,237	6,223	11,460	622	656	1,278	6,322	7,045	13,367
Anadolubank A.Ş.	7	0	7	204	57	261	659	616	1,275	44	57	101	914	730	1,644
Fibabanka A.Ş.	10	1	11	171	58	229	565	627	1,192	87	72	159	833	758	1,591
Şekerbank T.A.Ş.	13	2	15	192	120	312	1,497	1,601	3,098	76	70	146	1,778	1,793	3,571
Turkish Bank A.Ş.	6	0	6	17	11	28	57	69	126	17	13	30	97	93	190
Türk Ekonomi Bankası A.Ş.	19	3	22	790	413	1,203	3,168	4,335	7,503	382	377	759	4,359	5,128	9,487
Türkiye İş Bankası A.Ş.	67	1	68	2,570	1,384	3,954	8,832	10,624	19,456	518	574	1,092	11,987	12,583	24,570
Yapı ve Kredi Bankası A.Ş.	20	5	25	874	820	1,694	4,989	9,710	14,699	542	617	1,159	6,425	11,152	17,577
Banks Under Depo. Insurance Fund	13	2	15	72	20	92	50	50	100	10	3	13	145	75	220
Birleşik Fon Bankası A.Ş.	13	2	15	72	20	92	50	50	100	10	3	13	145	75	220

Banks	Primary School			High School			Undergraduate			Postgraduate			Total		
	Male	Female	Total	Male	Female	Total	Male	Female	Total	Male	Female	Total	Male	Female	Total
Foreign Banks	223	128	351	6,103	3,756	9,859	16,280	24,213	40,493	1,807	1,968	3,775	24,413	30,065	54,478
Alternatifbank A.Ş.	11	0	11	93	31	124	311	384	695	73	46	119	488	461	949
Arap Türk Bankası A.Ş.	9	1	10	47	10	57	82	75	157	26	18	44	164	104	268
Bank Mellat	3	0	3	9	1	10	29	7	36	2	0	2	43	8	51
Bank of China Turkey A.Ş.	0	0	0	0	0	0	11	6	17	8	6	14	19	12	31
Burgan Bank A.Ş.	5	0	5	52	36	88	345	467	812	47	54	101	449	557	1,006
Citibank A.Ş.	0	0	0	28	8	36	125	158	283	43	40	83	196	206	402
Denizbank A.Ş.	101	116	217	2,310	2,347	4,657	2,871	3,524	6,395	251	266	517	5,533	6,253	11,786
Deutsche Bank A.Ş.	1	0	1	2	0	2	27	52	79	14	13	27	44	65	109
Habib Bank Limited	1	0	1	5	0	5	6	6	12	1	1	2	13	7	20
HSBC Bank A.Ş.	1	0	1	144	99	243	574	1,204	1,778	83	100	183	802	1,403	2,205
ICBC Turkey Bank A.Ş.	9	4	13	65	23	88	261	347	608	35	42	77	370	416	786
ING Bank A.Ş.	11	0	11	264	155	419	1,540	2,186	3,726	193	171	364	2,008	2,512	4,520
Intesa Sanpaolo S.p.A.	0	0	0	0	0	0	10	9	19	6	4	10	16	13	29
JPMorgan Chase Bank N.A.	3	1	4	1	2	3	18	17	35	8	5	13	30	25	55
MUFG Bank Turkey A.Ş.	0	0	0	2	0	2	25	27	52	12	9	21	39	36	75
Odea Bank A.Ş.	3	0	3	32	6	38	342	556	898	85	64	149	462	626	1,088
QNB Finansbank A.Ş.	40	4	44	1,371	546	1,917	3,670	5,874	9,544	348	423	771	5,429	6,847	12,276
Rabobank A.Ş.	0	0	0	1	0	1	9	8	17	13	4	17	23	12	35
Société Générale (SA)	4	0	4	6	4	10	11	13	24	6	2	8	27	19	46
Turkland Bank A.Ş.	2	0	2	54	20	74	125	158	283	21	23	44	202	201	403
Türkiye Garanti Bankası A.Ş.	19	2	21	1,617	468	2,085	5,888	9,135	15,023	532	677	1,209	8,056	10,282	18,338
Development and Investment Banks	195	26	221	430	95	525	2,097	1,224	3,321	797	531	1,328	3,519	1,876	5,395
Aktif Yatırım Bankası A.Ş.	3	0	3	61	16	77	294	195	489	59	35	94	417	246	663
BankPozitif Kredi ve Kalkınma Bankası A.Ş.	1	0	1	4	3	7	24	24	48	5	2	7	34	29	63
Diler Yatırım Bankası A.Ş.	0	0	0	2	0	2	3	8	11	2	3	5	7	11	18
GSD Yatırım Bankası A.Ş.	0	0	0	2	0	2	17	9	26	1	1	2	20	10	30
İller Bankası A.Ş.	108	8	116	222	40	262	1,053	444	1,497	410	248	658	1,793	740	2,533
İstanbul Takas ve Saklama Bankası A.Ş.	6	2	8	10	2	12	119	80	199	43	30	73	178	114	292
Merrill Lynch Yatırım Bank A.Ş.	0	0	0	0	0	0	13	13	26	11	10	21	24	23	47
Nurol Yatırım Bankası A.Ş.	4	2	6	6	1	7	19	15	34	9	3	12	38	21	59
Pasha Yatırım Bankası A.Ş.	0	0	0	2	0	2	16	20	36	6	8	14	24	28	52
Standard Chartered Yatırım Bankası Türk A.	2	2	4	2	4	6	4	7	11	3	6	9	11	19	30
Türk Eximbank	29	10	39	59	13	72	236	140	376	133	89	222	457	252	709
Türkiye Kalkınma ve Yatırım Bankası A.Ş.	32	0	32	44	12	56	194	148	342	61	37	98	331	197	528
Türkiye Sınai Kalkınma Bankası A.Ş.	10	2	12	16	4	20	105	121	226	54	59	113	185	186	371

Table 3 Number of Branches and Employees (2017 - 2018 December)

	No.of Branches			No.of Employees		
	2017 Dec.	2018 Sept.	2018 Dec.	2017 Dec.	2018 Sept.	2018 Dec.
Sector Total	10,550	10,505	10,454	193,504	193,343	192,313
Deposit Banks	10,500	10,452	10,400	188,266	187,919	186,918
State-owned Banks	3,677	3,715	3,718	58,502	60,061	60,195
Türkiye Cumhuriyeti Ziraat Bankası A.Ş.	1,781	1,778	1,773	24,554	24,440	24,647
Türkiye Halk Bankası A.Ş.	969	987	994	17,851	18,874	18,781
Türkiye Vakıflar Bankası T.A.O.	927	950	951	16,097	16,747	16,767
Privately-owned Banks	4,013	3,988	3,963	73,460	72,932	72,025
Adabank A.Ş.	1	1	1	29	28	28
Akbank T.A.Ş.	801	782	781	13,884	13,485	13,367
Anadolubank A.Ş.	112	112	112	1,817	1,687	1,644
Fibabanka A.Ş.	80	80	72	1,633	1,627	1,591
Şekerbank T.A.Ş.	273	273	273	3,591	3,590	3,571
Turkish Bank A.Ş.	12	12	12	230	216	190
Türk Ekonomi Bankası A.Ş.	504	504	503	9,464	9,553	9,487
Türkiye İş Bankası A.Ş.	1,364	1,357	1,355	24,868	24,658	24,570
Yapı ve Kredi Bankası A.Ş.	866	867	854	17,944	18,088	17,577
Banks Under the Dep.Ins.Fund	1	1	1	225	219	220
Birleşik Fon Bankası A.Ş.	1	1	1	225	219	220
Foreign Banks	2,809	2,748	2,718	56,079	54,707	54,478
Alternatifbank A.Ş.	53	52	49	947	940	949
Arap Türk Bankası A.Ş.	7	7	7	259	265	268
Bank Mellat	3	3	3	50	51	51
Bank of China Turkey A.Ş.	-	1	1	-	31	31
Burgan Bank A.Ş.	43	41	41	978	986	1,006
Citibank A.Ş.	7	3	3	421	401	402
Denizbank A.Ş.	697	718	711	12,257	11,990	11,786
Deutsche Bank A.Ş.	1	1	1	119	107	109
Habib Bank Limited	1	1	1	18	19	20
HSBC Bank A.Ş.	82	82	82	2,478	2,250	2,205
ICBC Turkey Bank A.Ş.	44	44	44	810	792	786
ING Bank A.Ş.	261	249	226	4,935	4,501	4,520
Intesa Sanpaolo S.p.A.	1	1	1	30	28	29
JPMorgan Chase Bank N.A.	1	1	1	60	58	55
MUFG Bank Turkey A.Ş.	1	1	1	70	74	75
Odea Bank A.Ş.	47	46	45	1,185	1,074	1,088
QNB Finansbank A.Ş.	580	542	542	12,007	12,079	12,276
Rabobank A.Ş.	1	1	1	35	34	35
Société Générale (SA)	1	1	1	47	46	46
Turkland Bank A.Ş.	33	23	23	523	407	403
Türkiye Garanti Bankası A.Ş.	945	930	934	18,850	18,574	18,338
Development and Investment Banks	50	53	54	5,238	5,424	5,395
Aktif Yatırım Bankası A.Ş.	8	9	10	656	691	663
BankPozitif Kredi ve Kalkınma Bankası A.Ş.	1	1	1	79	72	63
Diler Yatırım Bankası A.Ş.	1	1	1	19	19	18
GSD Yatırım Bankası A.Ş.	1	2	2	31	30	30
İller Bankası A.Ş.	19	19	19	2,439	2,542	2,533
İstanbul Takas ve Saklama Bankası A.Ş.	1	1	1	281	293	292
Merrill Lynch Yatırım Bank A.Ş.	1	1	1	47	46	47
Nurol Yatırım Bankası A.Ş.	1	1	1	49	58	59
Pasha Yatırım Bankası A.Ş.	1	1	1	45	45	52
Standard Chartered Yatırım Bankası Türk A.Ş.	1	1	1	29	30	30
Türk Eximbank	11	12	12	635	685	709
Türkiye Kalkınma ve Yatırım Bankası A.Ş.	1	1	1	553	538	528
Türkiye Sınai Kalkınma Bankası A.Ş.	3	3	3	375	375	371