



# **Classification Of Loans**

**June 2021**

August 2021

---

This report has been prepared on the basis of quarterly finalized, independently audited and publicly released data of deposit banks and development and investment banks.

This study was prepared for the aim of provide information about classification of loans.

Whilst every effort has been made to ensure that the information contained in this study is correct, The Banks Association of Turkey cannot accept any responsibility for any errors or omissions or for any consequences resulting therefrom.

# Highlights

---

## As of June 2021,

- ▶ Group I loans amounted to **TL 3,345 billion**.
- ▶ Group I loans were **86 percent** of total loans. (Graph 1)
- ▶ Loans under close monitoring (Group II) increased by 28 percent compared to the previous year and reached **TL 417 billion**.
- ▶ The ratio of Group II loans to total loans was 10.7 percent. (Graph 2)
- ▶ Non-performing loans amounted to **TL 140 billion**.

# Highlights - 2

---

- ▶ Special provisions have been set aside for **76 percent** of the non performing loans. (Graph: 5)
- ▶ The amount set aside as general provision was **TL 87 billion**. (Graph 4)
- ▶ General provisions to Group II loans ratio was **21 percent**.
- ▶ Restructured loans were **TL 233 billion**. **92 percent** of the restructured loans consist of loans under close monitoring.
- ▶ Restructured loans to total loans ratio was **5.9 percent**. (Graph 7)

# Loans by Groups (TL billion)

	2018	2019	2020	June 2021	Yearly change as of June 2021 (percent)
<b>Loans<sup>*,**</sup></b>	<b>2,352</b>	<b>2,752</b>	<b>3,609</b>	<b>3,904</b>	<b>18</b>
Group I loans	2,083	2,282	3,062	3,345	19
Group II loans	258	300	370	417	28
Group III, IV, V loans <sup>***</sup>	90	140	141	140	-2
<b>Provisions</b>	<b>99</b>	<b>133</b>	<b>183</b>	<b>194</b>	<b>18</b>
Special provisions <sup>***</sup>	62	92	105	107	5
General provisions <sup>***</sup>	36	41	78	87	38
<b>Restructured loans</b>	<b>78</b>	<b>151</b>	<b>192</b>	<b>233</b>	<b>29</b>
Group II loans	68	134	174	214	28
Group III, IV, V loans	10	17	18	19	31

\* Includes non-performing loans, rediscounts and loans to banks.

\*\* In the accounting of rediscounts, due to differences between banks, there may be a difference between the total of sub-items of the items and the total loan.

\*\*\* BRSA data

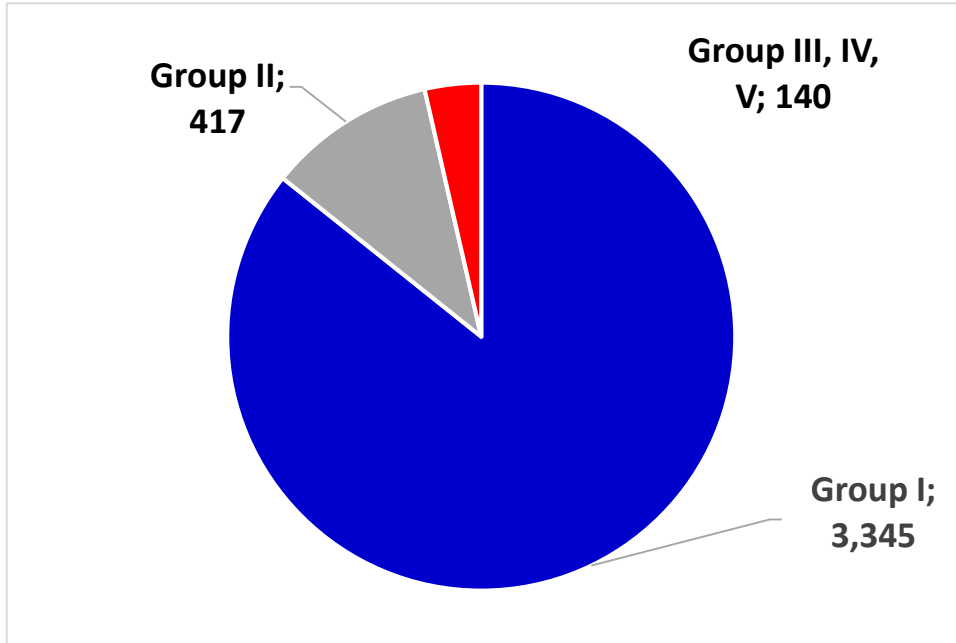


# Selected Ratios (percent)

	2018	2019	2020	June 2021	Yearly change as of June 2021 (percent)
Group I loans / loans	89	83	85	86	1
Group II loans / loans	11	11	10	22	1
Non performing loans / loans	3.8	5.1	3.9	3.6	-1
Special provisions / non performing loans	69	65	75	76	5
General provisions / Group II loans	14	14	21	21	2
Restructured loans / loans	3.3	5.5	5.3	5.9	0

# Classification of Loans (TL billion)

Graph: 1



Group I and II loans are defined as performing loans in Regulation On Procedures And Principles For Classification Of Loans And Provisions To Be Set Aside

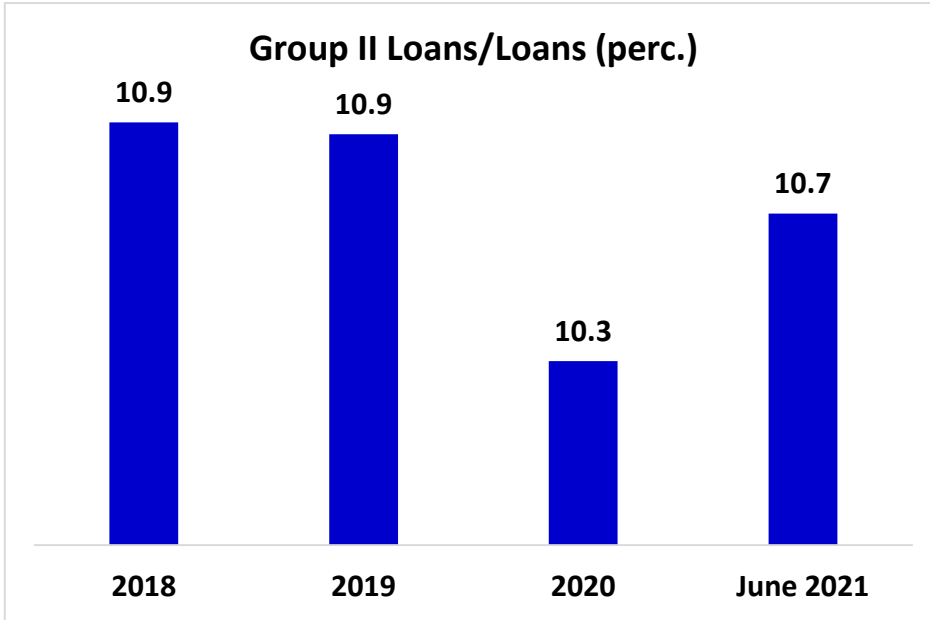
**96 percent** of the loans consist of performing loans

\*Information on loan groups can be found on page 10

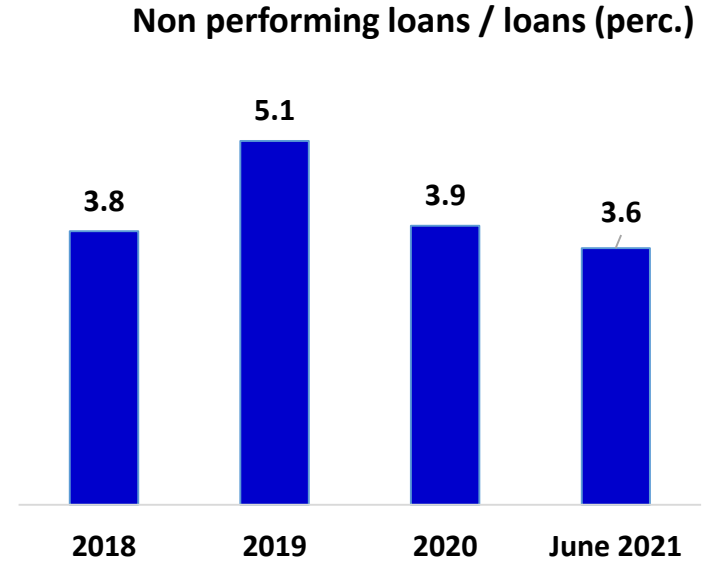


# Loans (percent)

Graph: 2



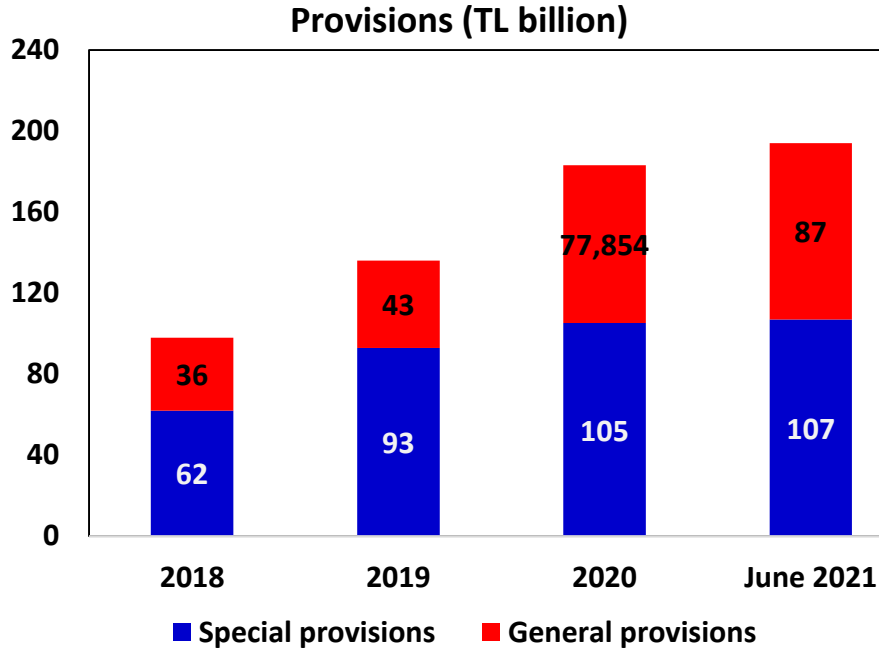
Graph: 3



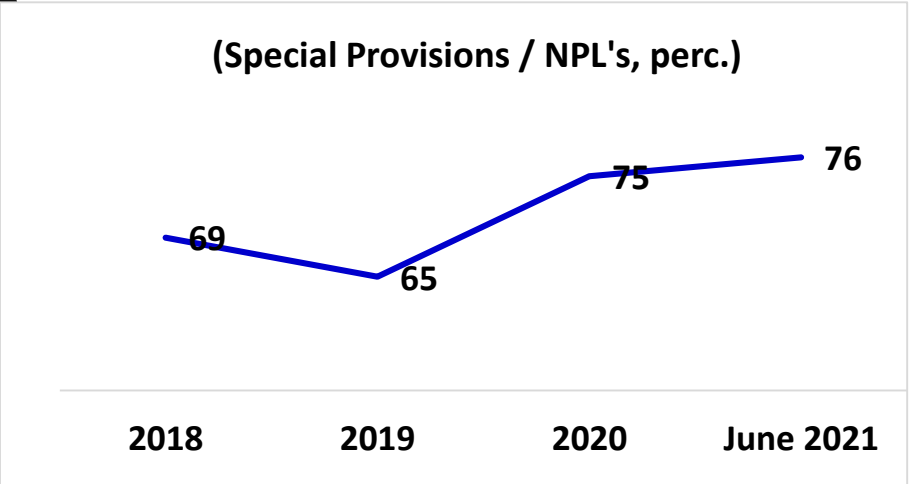


# Provisions

Graph: 4



Graph: 5

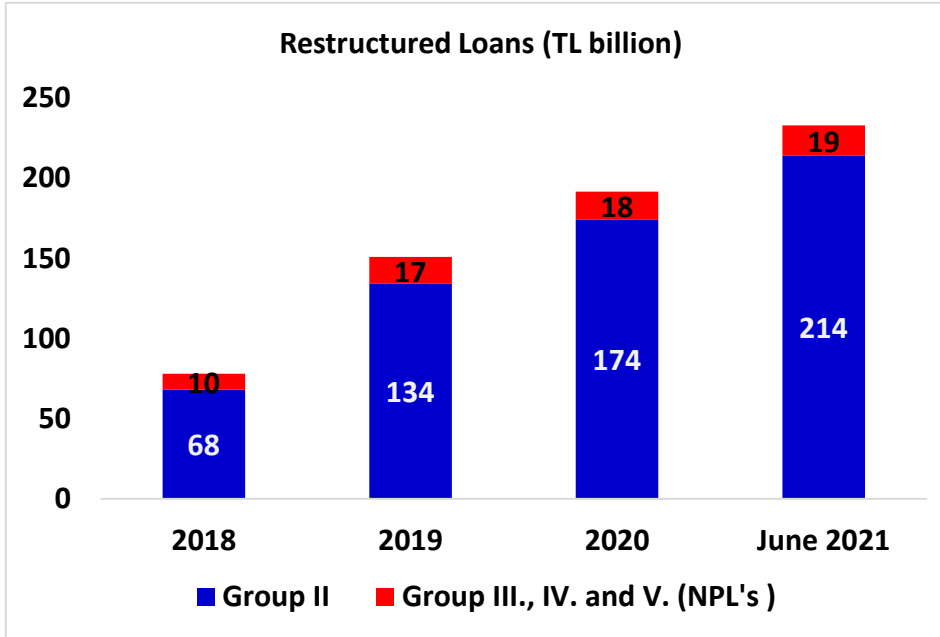


**Special Provisions:** Provisions set aside to Group III, IV, V loans  
**General Provisions :** Provisions set aside to Group I, II loans

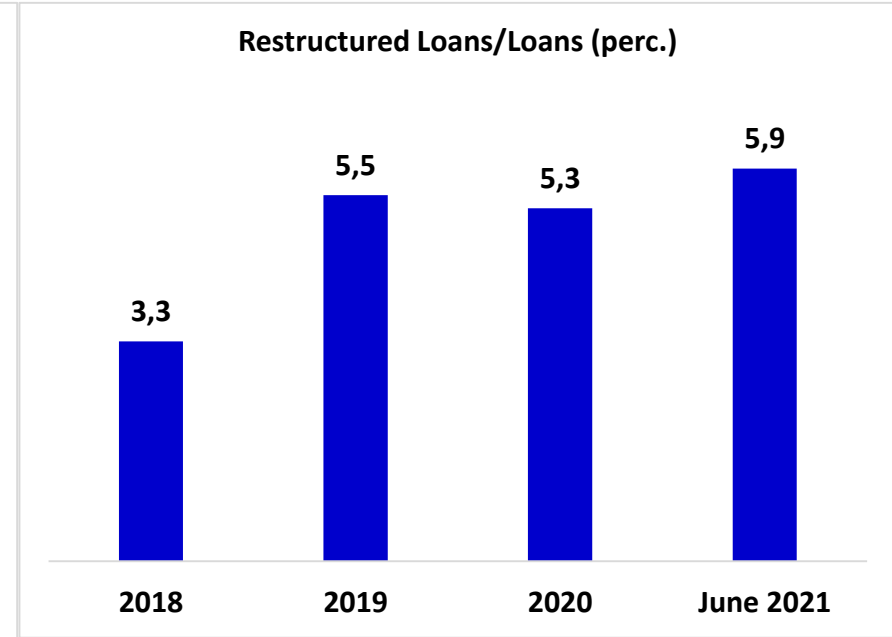


# Restructured Loans

Graph: 6



Graph: 7



# Classification of Loans (According to Code of Provisions)

## Group I - Loans of a Standard Nature

- Payments are made when due or past due up to thirty days and, repayment problems are not expected in the future and, totally collectable without realization of collateral.

## Group II - Loans Under Close Monitoring

- Extended to natural persons and legal entities with a creditable financing structure, but for which negative signs are observed or forecasted in debtor's solvency or cashflows due to unfavorable developments in macroeconomic conditions or in the sectors the debtor operates, or, independent from the above-mentioned ones, due to adverse developments peculiar to the debtor.

## Group III - Loans with Limited Collectability

- Full collection is unlikely without realizing collaterals since net realizable value of collaterals or debtor's own funds are inadequate to pay the debt on its maturity and loan loss is likely unless observed problems are removed.

## Group IV - Doubtful Loans

- Full collection of principal and/or interest in accordance with the contract is unlikely without realizing the collateral.

## Group V - Loans classified as Loss

- Nil or negligible collection is expected since the creditworthiness of the debtor is totally deteriorated.

Performing  
loans

Non-performing  
Loans



Thank You

