

Quarterly Statistics by Banks, Employees and Branches in Banking System

September 2017

Report Code: DE13

October 2017





Contents

	<u>Page No.</u>
Number of Banks.....	i
Number of Employees.....	i
Bank Employees by Gender and Education Level	ii
Number of Branches.....	ii
Number of Employees and Branches per 100.000 People.....	iii
 Tables	
Table 1 Number of Branches and Employees by the Banks and Groups, as of September 30, 2017.....	1
Table 2 Bank Employees by Sex and Education, as of September 30, 2017.....	2
Table 3 Number of Branches and Employees (2016 - 2017 September).....	4

Quarterly Statistics by Banks, Employees and Branches in Banking System¹ September 2017

Number of Banks

The number of deposit, development and investment was 51 at the end of September 2017 with 33 in deposit banks group and 13 in non-deposit banks group, while there were also 5 participation banks.

Number of Banks in the System



* Banks under the Deposit Insurance Fund

Number of Employees

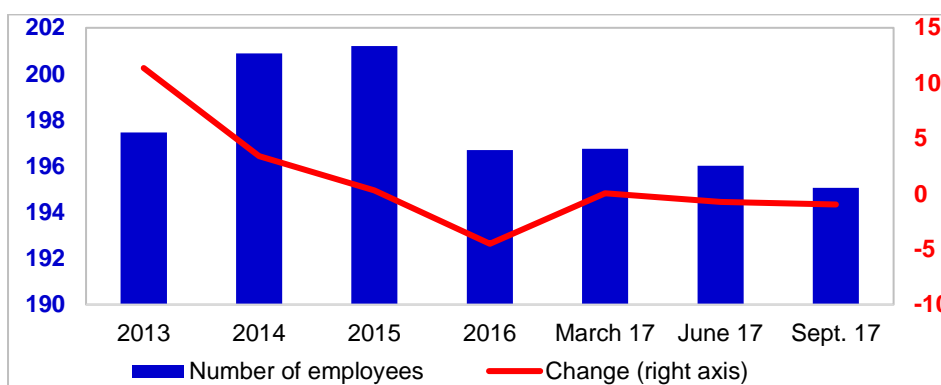
As of September 2017, the number of employees in deposit banks and development and investment banks was 196,064.

Number of Employees

	September 2016	December 2016	September 2017
Deposit banks	192,410	191,363	189,840
Dev't. and inv. banks	5,309	5,336	5,224
Total	197,719	196,699	195,064

The number of employees decreased by 2,655 (1.3 percent), as compared to September 2016 and by 1,635 as compared to December 2016.

Number of Employees



The average number of employees was 4,241 in deposit banks.

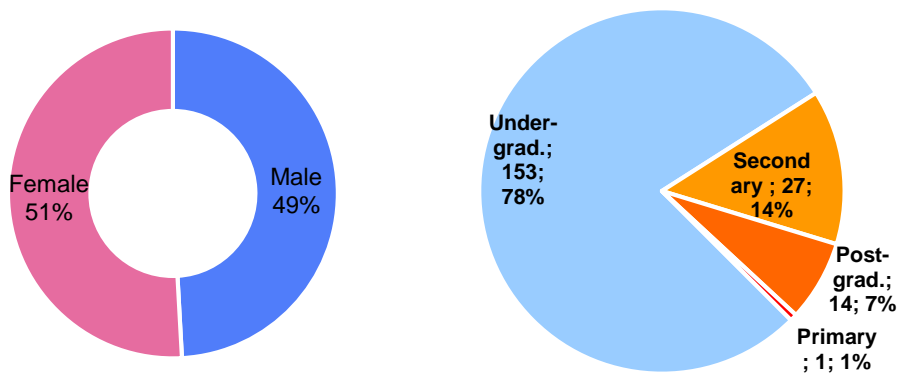
¹ -The deposit banks and development and investment banks are included.

Bank Employees by Gender and Education Level

As of September 2017, 51 percent of the employees were female regarding the distribution of bank employees by gender.

Regarding the education level of bank employees, 78 percent of the employees had undergraduate degrees and 7 percent in postgraduate degrees, as of June 2017. This figure was 14 percent in high-school graduates, and 1 percent in primary-school graduates.

Bank Employees by Gender and Education Level



Number of Branches

As of September 2017, the total number of branches in deposit banks and development and investment banks was 10,658.

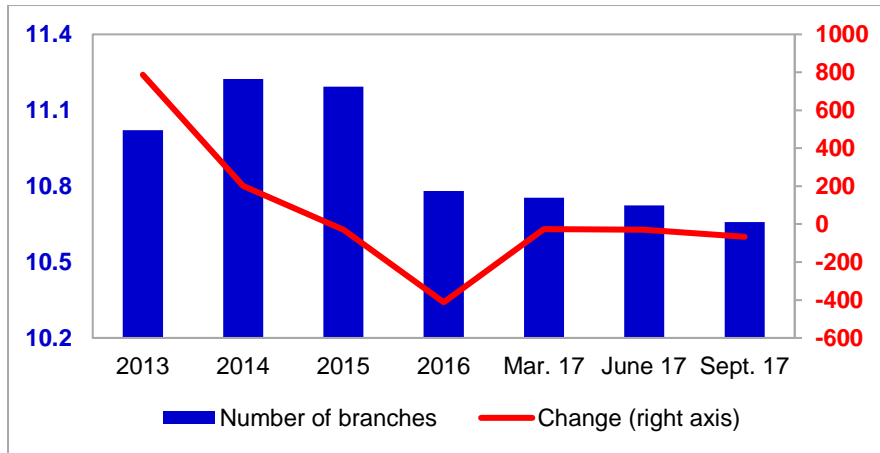
Number of Branches*

	September 2016	December 2016	September 2017
Deposit banks	10,985	10,740	10,609
Dev't. and inv. banks	42	41	49
Total	10,985	10,781	10,658

* Branches in foreign countries and Turkish Republic of Northern Cyprus are included.

This number decreased by 327, as compared to September 2016 and by 123, as compared to December 2016.

Number of Branches

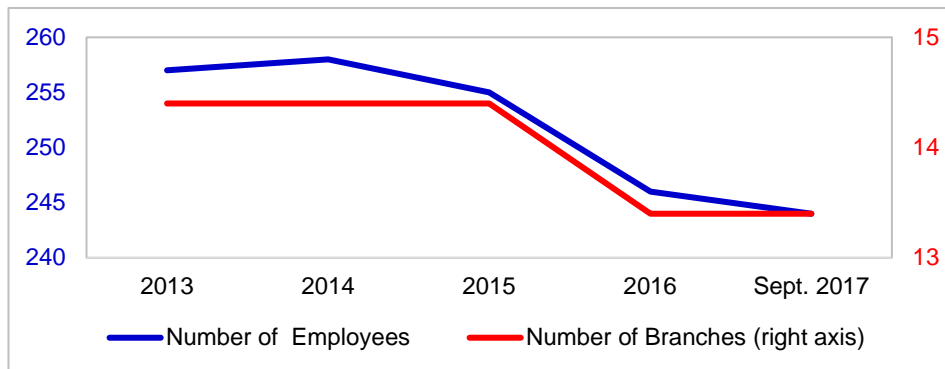


The number of branches per bank was 321 in deposit banks at the end of September 2017.

4. Number of Branches and Employees per 100,000 People

When it was calculated using 2016 year-end population figure, the number of branches per 100,000 people was 13 and the number of employees was 244 as of September 2017.

Number of Branches and Employees per 100,000 People



According to ECB data, the number of employee and branches per 100,000 people is 549 and 35, respectively.

Table 1 Number of Banks, Branches and Employees, as of September 30, 2017

	No. of Banks	No. of Branches*	No. of Employees		No. of Banks	No. of Branches*	No. of Employees
Sector Total	46	10,658	195,064	Foreign Banks	20	2,834	57,594
Deposit Banks	33	10,609	189,840	Alternatifbank A.Ş.		53	967
State-owned Banks	3	3,697	58,330	Arap Türk Bankası A.Ş.		7	266
Türkiye Cumhuriyeti Ziraat Bankası A.Ş.		1,802	24,558	Bank Mellat		3	52
Türkiye Halk Bankası A.Ş.		969	17,618	Bank of Tokyo-Mitsubishi UFJ Turkey A.Ş.		1	71
Türkiye Vakıflar Bankası T.A.O.		926	16,154	Burgan Bank A.Ş.		47	982
Privately-owned Banks	9	4,077	73,684	Citibank A.Ş.		7	430
Adabank A.Ş.		1	29	Denizbank A.Ş.		697	12,837
Akbank T.A.Ş.		826	13,898	Deutsche Bank A.Ş.		1	118
Anadolubank A.Ş.		111	1,848	Finans Bank A.Ş.		580	11,812
Fibabanka A.Ş.		80	1,692	Habib Bank Limited		1	17
Şekerbank T.A.Ş.		273	3,602	HSBC Bank A.Ş.		89	2,742
Turkish Bank A.Ş.		13	233	ICBC Turkey Bank A.Ş.		44	769
Türk Ekonomi Bankası A.Ş.		515	9,469	ING Bank A.Ş.		266	5,039
Türkiye İş Bankası A.Ş.		1,370	24,718	Intesa Sanpaolo S.p.A.		1	29
Yapı ve Kredi Bankası A.Ş.		888	18,195	JPMorgan Chase Bank N.A.		1	61
Banks Under the Depo. Insurance Fund	1	1	232	Odea Bank A.Ş.		51	1,616
Birleşik Fon Bankası A.Ş.		1	232	Rabobank A.Ş.		1	35
				Société Générale (SA)		1	46
				Turkland Bank A.Ş.		33	594
				Türkiye Garanti Bankası A.Ş.		950	19,111
				Development and Investment Banks	13	49	5,224
				Aktif Yatırım Bankası A.Ş.		8	646
				BankPozitif Kredi ve Kalkınma Bankası A.Ş.		1	80
				Diler Yatırım Bankası A.Ş.		1	19
				GSD Yatırım Bankası A.Ş.		1	31
				İller Bankası A.Ş.		19	2,445
				İstanbul Takas ve Saklama Bankası A.Ş.		1	269
				Merrill Lynch Yatırım Bank A.Ş.		1	50
				Nurol Yatırım Bankası A.Ş.		1	46
				Pasha Yatırım Bankası A.Ş.		1	42
				Standard Chartered Yatırım Bankası Türk A.		1	28
				Türk Eximbank		10	632
				Türkiye Kalkınma Bankası A.Ş.		1	559
				Türkiye Sınai Kalkınma Bankası A.Ş.		3	377

* Branches in foreign countries and Turkish Republic of Northern Cyprus are included.

This report is prepared from the related statistics of member banks that is sent to the Banks Association of Turkey. Whilst every effort has been made to ensure that the information contained in this report is correct, the Banks Association of Turkey can not accept any responsibility for any errors or omissions or for any consequences resulting therefrom.

Table 2 Bank Employees by Gender and Education, as of September 30, 2017

Banks	Primary School			High School			Undergraduate			Postgraduate			Total		
	Male	Female	Total	Male	Female	Total	Male	Female	Total	Male	Female	Total	Male	Female	Total
Sector Total	907	183	1,090	17,713	9,077	26,790	70,194	82,981	153,175	7,013	6,996	14,009	95,827	99,237	195,064
Deposit Banks	697	158	855	17,270	8,975	26,245	68,171	81,769	149,940	6,298	6,502	12,800	92,436	97,404	189,840
State-owned Banks	214	6	220	5,156	1,646	6,802	25,138	21,502	46,640	2,373	2,295	4,668	32,881	25,449	58,330
Türkiye Cumhuriyeti Ziraat Bankası A.Ş.	70	2	72	2,445	537	2,982	11,227	8,073	19,300	1,154	1,050	2,204	14,896	9,662	24,558
Türkiye Halk Bankası A.Ş.	55	1	56	2,019	633	2,652	7,388	6,293	13,681	655	574	1,229	10,117	7,501	17,618
Türkiye Vakıflar Bankası T.A.O.	89	3	92	692	476	1,168	6,523	7,136	13,659	564	671	1,235	7,868	8,286	16,154
Privately-owned Banks	194	16	210	5,458	3,318	8,776	25,675	34,628	60,303	2,149	2,246	4,395	33,476	40,208	73,684
Adabank A.Ş.	1	0	1	4	3	7	9	12	21	0	0	0	14	15	29
Akbank T.A.Ş.	31	0	31	415	183	598	5,430	6,649	12,079	587	603	1,190	6,463	7,435	13,898
Anadolubank A.Ş.	4	0	4	217	67	284	768	704	1,472	39	49	88	1,028	820	1,848
Fibabanka A.Ş.	10	2	12	196	65	261	584	704	1,288	70	61	131	860	832	1,692
Şekerbank T.A.Ş.	20	2	22	196	135	331	1,535	1,574	3,109	74	66	140	1,825	1,777	3,602
Turkish Bank A.Ş.	9	0	9	22	13	35	65	94	159	18	12	30	114	119	233
Türk Ekonomi Bankası A.Ş.	22	6	28	831	443	1,274	3,177	4,319	7,496	352	319	671	4,382	5,087	9,469
Türkiye İş Bankası A.Ş.	77	2	79	2,613	1,485	4,098	8,865	10,629	19,494	496	551	1,047	12,051	12,667	24,718
Yapı ve Kredi Bankası A.Ş.	20	4	24	964	924	1,888	5,242	9,943	15,185	513	585	1,098	6,739	11,456	18,195
Banks Under Depo. Insurance Fund	13	2	15	75	22	97	54	51	105	11	4	15	153	79	232
Birleşik Fon Bankası A.Ş.	13	2	15	75	22	97	54	51	105	11	4	15	153	79	232

Banks	Primary School			High School			Undergraduate			Postgraduate			Total		
	Male	Female	Total	Male	Female	Total	Male	Female	Total	Male	Female	Total	Male	Female	Total
Foreign Banks	276	134	410	6,581	3,989	10,570	17,304	25,588	42,892	1,765	1,957	3,722	25,926	31,668	57,594
Alternatifbank A.Ş.	11	0	11	96	33	129	334	388	722	65	40	105	506	461	967
Arap Türk Bankası A.Ş.	10	1	11	45	11	56	81	78	159	22	18	40	158	108	266
Bank Mellat	3	0	3	9	1	10	31	7	38	1	0	1	44	8	52
Bank of Tokyo-Mitsubishi UFJ Turkey A.Ş.	0	0	0	2	0	2	26	21	47	14	8	22	42	29	71
Burgan Bank A.Ş.	6	0	6	55	35	90	342	460	802	43	41	84	446	536	982
Citibank A.Ş.	0	0	0	29	16	45	126	175	301	35	49	84	190	240	430
Denizbank A.Ş.	125	124	249	2,480	2,398	4,878	3,228	3,926	7,154	263	293	556	6,096	6,741	12,837
Deutsche Bank A.Ş.	1	0	1	2	0	2	32	54	86	17	12	29	52	66	118
Finans Bank A.Ş.	48	4	52	1,399	538	1,937	3,526	5,578	9,104	323	396	719	5,296	6,516	11,812
Habib Bank Limited	2	0	2	4	0	4	6	4	10	0	1	1	12	5	17
HSBC Bank A.Ş.	1	0	1	200	158	358	690	1,472	2,162	99	122	221	990	1,752	2,742
ICBC Turkey Bank A.Ş.	11	3	14	72	25	97	255	332	587	31	40	71	369	400	769
ING Bank A.Ş.	17	0	17	314	193	507	1,766	2,373	4,139	202	174	376	2,299	2,740	5,039
Intesa Sanpaolo S.p.A.	0	0	0	0	0	0	10	7	17	7	5	12	17	12	29
JPMorgan Chase Bank N.A.	3	1	4	1	3	4	20	19	39	9	5	14	33	28	61
Odea Bank A.Ş.	6	0	6	76	16	92	568	772	1,340	99	79	178	749	867	1,616
Rabobank A.Ş.	0	0	0	2	2	4	7	8	15	13	3	16	22	13	35
Société Générale (SA)	4	0	4	4	4	8	11	14	25	7	2	9	26	20	46
Turkland Bank A.Ş.	4	0	4	77	39	116	163	259	422	28	24	52	272	322	594
Türkiye Garanti Bankası A.Ş.	24	1	25	1,714	517	2,231	6,082	9,641	15,723	487	645	1,132	8,307	10,804	19,111
Development and Investment Banks	210	25	235	443	102	545	2,023	1,212	3,235	715	494	1,209	3,391	1,833	5,224
Aktif Yatırım Bankası A.Ş.	3	0	3	55	19	74	301	175	476	55	38	93	414	232	646
BankPozitif Kredi ve Kalkınma Bankası A.Ş.	1	0	1	3	4	7	32	32	64	6	2	8	42	38	80
Diler Yatırım Bankası A.Ş.	0	0	0	2	0	2	4	10	14	2	1	3	8	11	19
GSD Yatırım Bankası A.Ş.	0	0	0	3	0	3	19	7	26	1	1	2	23	8	31
İller Bankası A.Ş.	124	9	133	245	43	288	974	433	1,407	385	232	617	1,728	717	2,445
İstanbul Takas ve Saklama Bankası A.Ş.	3	1	4	7	1	8	106	86	192	34	31	65	150	119	269
Merrill Lynch Yatırım Bank A.Ş.	0	0	0	0	0	0	14	14	28	13	9	22	27	23	50
Nurul Yatırım Bankası A.Ş.	2	1	3	2	1	3	17	14	31	6	3	9	27	19	46
Pasha Yatırım Bankası A.Ş.	1	0	1	2	0	2	13	15	28	7	4	11	23	19	42
Standard Chartered Yatırım Bankası Türk A.	2	2	4	2	4	6	2	8	10	2	6	8	8	20	28
Türk Eximbank	32	10	42	58	12	70	218	129	347	98	75	173	406	226	632
Türkiye Kalkınma Bankası A.Ş.	32	0	32	48	13	61	213	156	369	59	38	97	352	207	559
Türkiye Sınai Kalkınma Bankası A.Ş.	10	2	12	16	5	21	110	133	243	47	54	101	183	194	377

Table 3 Number of Branches and Employees (2016 - 2017 September)

	No. of Branches			No. of Employees		
	2016 Sept.	2016 Dec.	2017 Sept.	2016 Sept.	2016 Dec.	2017 Sept.
Sector Total	10,985	10,781	10,658	197,719	196,699	195,064
Deposit Banks	10,943	10,740	10,609	192,410	191,363	189,840
State-owned Banks	3,699	3,702	3,697	57,509	57,586	58,330
Türkiye Cumhuriyeti Ziraat Bankası A.Ş.	1,812	1,814	1,802	25,156	25,015	24,558
Türkiye Halk Bankası A.Ş.	961	964	969	16,843	16,956	17,618
Türkiye Vakıflar Bankası T.A.O.	926	924	926	15,510	15,615	16,154
Privately-owned Banks	4,225	4,132	4,077	74,097	73,742	73,684
Adabank A.Ş.	1	1	1	29	29	29
Akbank T.A.Ş.	883	841	826	13,744	13,843	13,898
Anadolubank A.Ş.	106	106	111	1,769	1,784	1,848
Fibabanka A.Ş.	70	73	80	1,496	1,488	1,692
Şekerbank T.A.Ş.	273	273	273	3,546	3,611	3,602
Turkish Bank A.Ş.	13	13	13	223	225	233
Türk Ekonomi Bankası A.Ş.	539	515	515	9,894	9,640	9,469
Türkiye İş Bankası A.Ş.	1,375	1,374	1,370	24,851	24,756	24,718
Yapı ve Kredi Bankası A.Ş.	965	936	888	18,545	18,366	18,195
Banks Under the Dep.Ins.Fund	1	1	1	221	231	232
Birleşik Fon Bankası A.Ş.	1	1	1	221	231	232
Foreign Banks	3,018	2,905	2,834	60,583	59,804	57,594
Alternatifbank A.Ş.	53	53	53	917	928	967
Arap Türk Bankası A.Ş.	7	7	7	288	288	266
Bank Mellat	3	3	3	51	50	52
Bank of Tokyo-Mitsubishi UFJ Turkey A.Ş.	1	1	1	63	70	71
Burgan Bank A.Ş.	51	49	47	1,007	994	982
Citibank A.Ş.	8	8	7	476	468	430
Denizbank A.Ş.	690	694	697	12,743	12,938	12,837
Deutsche Bank A.Ş.	1	1	1	122	121	118
Finans Bank A.Ş.	630	630	580	12,398	12,451	11,812
Habib Bank Limited	1	1	1	16	16	17
HSBC Bank A.Ş.	191	90	89	3,968	3,188	2,742
ICBC Turkey Bank A.Ş.	44	44	44	811	809	769
ING Bank A.Ş.	273	268	266	5,317	5,284	5,039
Intesa Sanpaolo S.p.A.	1	1	1	28	29	29
JPMorgan Chase Bank N.A.	1	1	1	56	56	61
Odea Bank A.Ş.	50	50	51	1,622	1,681	1,616
Rabobank A.Ş.	1	1	1	36	34	35
Société Générale (SA)	1	1	1	84	65	46
The Royal Bank of Scotland Plc.*	1	1	-	46	37	-
Turkland Bank A.Ş.	34	33	33	630	608	594
Türkiye Garanti Bankası A.Ş.	976	968	950	19,904	19,689	19,111
Development and Investment Banks	42	41	49	5,309	5,336	5,224
Aktif Yatırım Bankası A.Ş.	8	7	8	670	666	646
BankPozitif Kredi ve Kalkınma Bankası A.Ş.	1	1	1	94	92	80
Diler Yatırım Bankası A.Ş.	1	1	1	19	19	19
GSD Yatırım Bankası A.Ş.	1	1	1	27	28	31
İller Bankası A.Ş.	19	19	19	2,539	2,532	2,445
İstanbul Takas ve Saklama Bankası A.Ş.	1	1	1	266	261	269
Merrill Lynch Yatırım Bank A.Ş.	1	1	1	34	34	50
Nurol Yatırım Bankası A.Ş.	1	1	1	43	42	46
Pasha Yatırım Bankası A.Ş.	1	1	1	36	39	42
Standard Chartered Yatırım Bankası Türk A.Ş.	1	1	1	32	32	28
Türk Eximbank	3	3	10	584	631	632
Türkiye Kalkınma Bankası A.Ş.	1	1	1	605	603	559
Türkiye Sınai Kalkınma Bankası A.Ş.	3	3	3	360	357	377

* The BRSB has decided "The Royal Bank of Scotland Plc." to finish operations and to start liquidation according to the Resolution Nr. 7326, dated 11 May 2017.