

Important Notice: Number of employees figure was updated as a result of a change, made by a bank. (December 10, 2024)

# Quarterly Statistics by Banks, Employees and Branches

September 2024

Report Code: DE13  
October 2024





## Contents

	<u>Page No.</u>
Number of Banks.....	i
Number of Employees.....	i
Bank Employees by Gender and Education Level .....	ii
Number of Branches.....	ii
Number of Employees and Branches per 100.000 People.....	iii

### Tables

Table 1	Number of Branches and Employees by Banks and Groups, September 2024.....	1
Table 2	Bank Employees by Sex and Education, as of September 2024.....	2
Table 3	Bank Employees by Age, as of September 2024.....	4
Table 4	Number of Branches and Employees (2023 - 2024 September).....	6

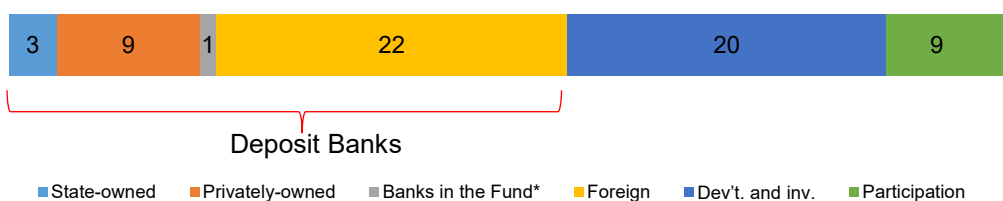
## Quarterly Statistics by Banks, Employees and Branches in Banking System<sup>1</sup>

September 2024

### Number of Banks

The number of deposit, development and investment banks was 64 at the end of September 2024 with 35 in deposit banks group and 20 in development and investment banks group, while there were also 9 participation banks. With the decision of the Banking Regulation and Supervision Agency, "Enpara Bank A.Ş." was licenced to operate. The commercial title of QNB Finansbank A.Ş. has been renamed as "QNB Bank A.Ş.".

### Number of Banks in the System



\* Banks under the Deposit Insurance Fund

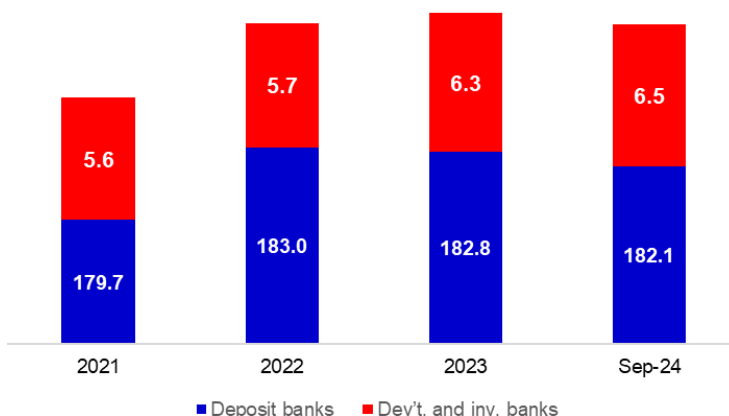
### Number of Employees

As of September 2024, the number of employees in deposit banks and development and investment banks was 188,566.

The number of employees decreased by 1,026 as compared to previous quarter and it decreased by 686 to September 2023.

Compared to September 2023, the number of employees decreased by 1,041 in deposit banks and it increased by 355 in development and investment banks.

### Number of Employees (thousand people)



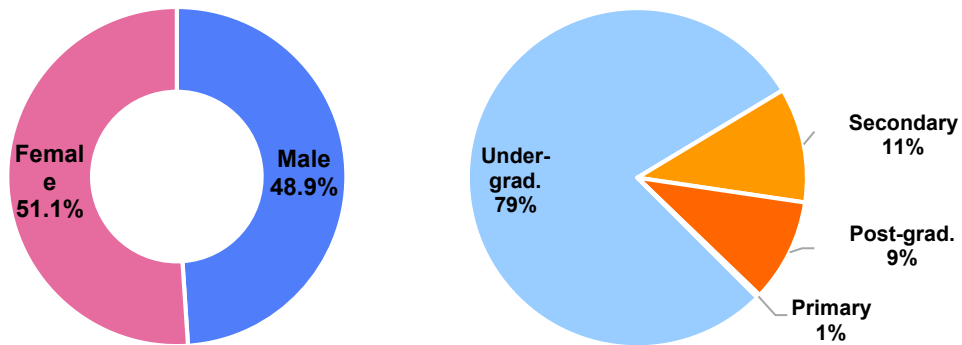
<sup>1</sup> -The deposit banks and development and investment banks are included for the figures of employees and branches.

### Bank Employees by Gender and Education Level

As of September 2024, 51.1 percent of the employees were female and 48.9 percent were male, regarding the distribution of bank employees by gender.

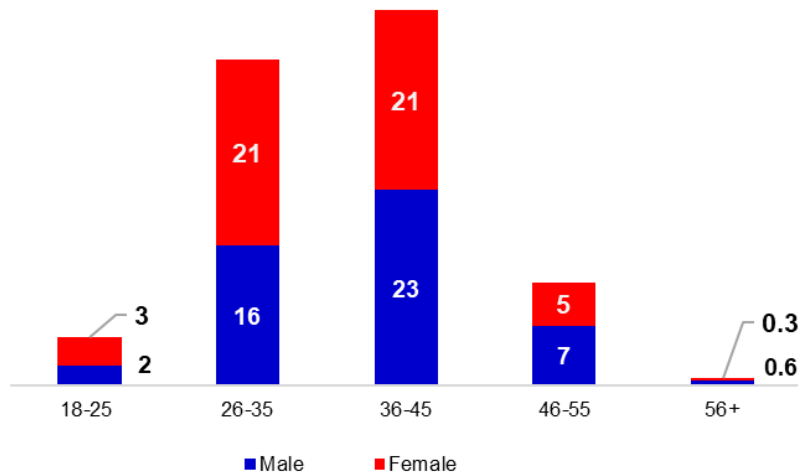
Regarding the education level of bank employees, 79 percent of the employees had undergraduate degrees and 9 percent in postgraduate degrees, as of September 2024. This share of high-school graduates was 11 percent.

### Bank Employees by Gender and Education Level



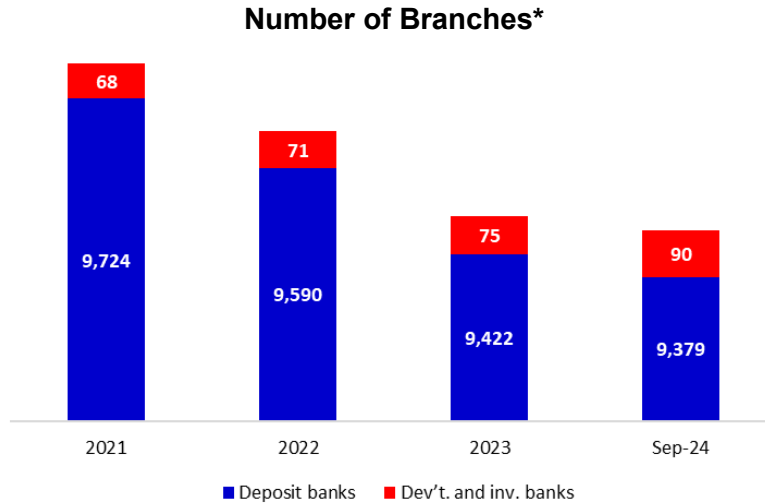
44 percent of employees are in the 36-45 age range, and 38 percent are in the 26-35 age range.

### Bank Employees by Age (percent)



## Number of Branches

As of September 2024, the total number of branches in deposit banks and development and investment banks was 9,459.

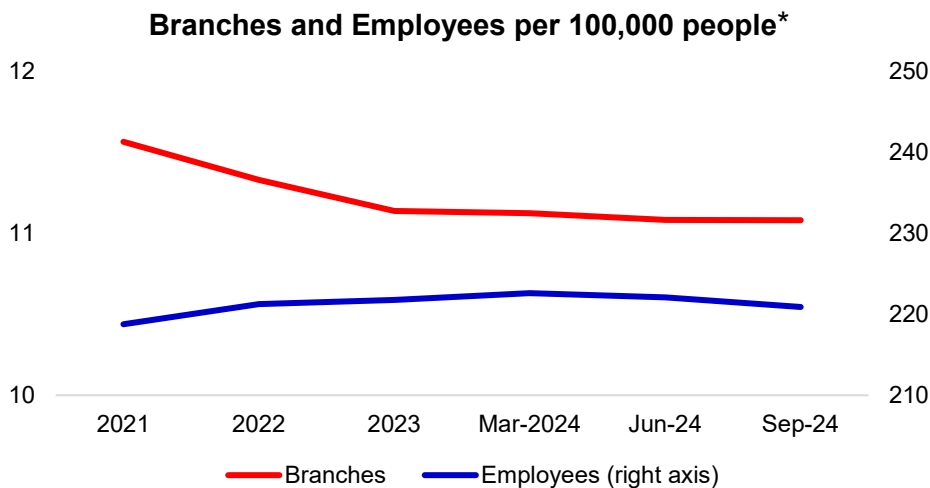


\* Branches in foreign countries and Turkish Republic of Northern Cyprus are included.

The number of branches decreased by 2, as compared to previous quarter and by 157, as compared to September 2023.

## Branches and Employees per 100,000 people

As of September 2024, employees per 100,000 people was 221 and branches per 100,000 people was 11.



\* September 2024 population data were used in the 2023 calculations.

**Table 1 Number of Banks, Branches and Employees, September 2024**

	No. of Banks	No. of Branches*	No. of Employees		No. of Banks	No. of Branches*	No. of Employees
<b>Sector Total</b>	<b>55</b>	<b>9,459</b>	<b>188,566</b>	<b>Foreign Banks</b>	<b>22</b>	<b>2,166</b>	<b>52,881</b>
<b>Deposit Banks</b>	<b>35</b>	<b>9,379</b>	<b>182,084</b>	Alternatifbank A.Ş.		19	731
<b>State-owned Banks</b>	<b>3</b>	<b>3,835</b>	<b>65,712</b>	Arap Türk Bankası A.Ş.		4	237
Türkiye Cumhuriyeti Ziraat Bankası A.Ş.		1,782	25,150	Bank Mellat		3	39
Türkiye Halk Bankası A.Ş.		1,094	21,807	Bank of China Turkey A.Ş.		1	43
Türkiye Vakıflar Bankası T.A.O.		959	18,755	Burgan Bank A.Ş.		28	1,260
<b>Privately-owned Banks</b>	<b>9</b>	<b>3,377</b>	<b>63,268</b>	Citibank A.Ş.		3	339
Akbank T.A.Ş.		704	12,812	Denizbank A.Ş.		645	12,717
Anadolubank A.Ş.		97	1,320	Deutsche Bank A.Ş.		1	108
Fibabanka A.Ş.		40	1,778	Enpara Bank A.Ş.**		0	0
Şekerbank T.A.Ş.		241	3,355	Habib Bank Limited		1	21
Turkish Bank A.Ş.		6	105	HSBC Bank A.Ş.		44	1,444
Türk Ticaret Bankası A.Ş.		1	148	ICBC Turkey Bank A.Ş.		35	699
Türk Ekonomi Bankası A.Ş.		447	7,948	ING Bank A.Ş.		85	1,930
Türkiye İş Bankası A.Ş.		1,068	20,891	Intesa Sanpaolo S.p.A.		1	27
Yapı ve Kredi Bankası A.Ş.		773	14,911	JPMorgan Chase Bank N.A.		1	61
<b>Banks Under the Depo. Insurance Fund</b>	<b>1</b>	<b>1</b>	<b>223</b>	MUFG Bank Turkey A.Ş.		1	83
Birleşik Fon Bankası A.Ş.		1	223	Odea Bank A.Ş.		41	1,149
				QNB Bank A.Ş.***		434	12,174
				Rabobank A.Ş.		1	27
				Société Générale (SA)		1	31
				Turkland Bank A.Ş.		12	241
				Türkiye Garanti Bankası A.Ş.		805	19,520
				<b>Development and Investment Banks</b>	<b>20</b>	<b>80</b>	<b>6,482</b>
				Aktif Yatırım Bankası A.Ş.		15	688
				Bank of America Yatırım Bank A.Ş.		1	37
				BankPozitif Kredi ve Kalkınma Bankası A.Ş.		1	72
				D Yatırım Bankası A.Ş.		1	74
				Destek Yatırım Bankası A.Ş.		1	72
				Diler Yatırım Bankası A.Ş.		1	17
				Golden Global Yatırım Bankası A.Ş.		1	99
				GSD Yatırım Bankası A.Ş.		3	43
				Hedef Yatırım Bankası A.Ş.		1	49
				İller Bankası A.Ş.		19	2,763
				İstanbul Takas ve Saklama Bankası A.Ş.		1	437
				Misyon Yatırım Bankası A.Ş.		1	109
				Nurul Yatırım Bankası A.Ş.		1	128
				Pasha Yatırım Bankası A.Ş.		1	65
				Q Yatırım Bankası A.Ş.		3	80
				Standard Chartered Yatırım Bankası Türk A.Ş.		1	25
				Tera Yatırım Bankası A.Ş.		1	47
				Türk Eximbank		24	867
				Türkiye Kalkınma ve Yatırım Bankası A.Ş.		1	350
				Türkiye Sınai Kalkınma Bankası A.Ş.		2	460

\* Branches in foreign countries and Turkish Republic of Northern Cyprus are included.

\*\* Enpara Bank A.Ş. took permission to make banking operations in the "foreign banks" group, with the resolution Nr: 10945 of BRSSB, dated 15 August 2024, which was published in Official Gazette 23 August 2024, Nr:32641.

\*\*\* The title of the bank was changed to "QNB Bank A.Ş." on the date of 14 October 2024.

**Publication Periods of the Report:**

March: May 1.Week  
June: August 1.Week

September: November 1.Week  
December: February 1.Week

This report has been prepared from the quarterly statistics of member banks (deposit banks and development and investment banks) that was submitted to the Banks Association of Türkiye. The data of participation banks is not included.

Whilst every effort has been made to ensure that the information contained in this report is correct, the Banks Association of Türkiye can not accept any responsibility for any errors or omissions or for any consequences resulting therefrom.

All rights reserved. No part of this report may be reproduced or transmitted, in any form or by any means, electronic, photocopying or otherwise, without the prior written permission of the Banks Association of Türkiye.

**Table 2 Bank Employees by Gender and Education, September 2024**

Banks	Primary School			High School			Undergraduate			Postgraduate			Total		
	Male	Female	Total	Male	Female	Total	Male	Female	Total	Male	Female	Total	Male	Female	Total
<b>Sector Total</b>	<b>369</b>	<b>234</b>	<b>603</b>	<b>14,383</b>	<b>6,285</b>	<b>20,668</b>	<b>68,306</b>	<b>80,437</b>	<b>148,743</b>	<b>9,241</b>	<b>9,311</b>	<b>18,552</b>	<b>92,299</b>	<b>96,267</b>	<b>188,566</b>
<b>Deposit Banks</b>	<b>304</b>	<b>225</b>	<b>529</b>	<b>14,123</b>	<b>6,217</b>	<b>20,340</b>	<b>65,801</b>	<b>78,721</b>	<b>144,522</b>	<b>8,106</b>	<b>8,587</b>	<b>16,693</b>	<b>88,334</b>	<b>93,750</b>	<b>182,084</b>
<b>State-owned Banks</b>	<b>66</b>	<b>0</b>	<b>66</b>	<b>5,158</b>	<b>785</b>	<b>5,943</b>	<b>27,250</b>	<b>25,722</b>	<b>52,972</b>	<b>3,431</b>	<b>3,300</b>	<b>6,731</b>	<b>35,905</b>	<b>29,807</b>	<b>65,712</b>
Türkiye Cumhuriyeti Ziraat Bankası A.Ş.	42	0	42	3,075	324	3,399	10,846	8,494	19,340	1,287	1,082	2,369	15,250	9,900	25,150
Türkiye Halk Bankası A.Ş.	18	0	18	1,929	389	2,318	8,760	9,042	17,802	886	783	1,669	11,593	10,214	21,807
Türkiye Vakıflar Bankası T.A.O.	6	0	6	154	72	226	7,644	8,186	15,830	1,258	1,435	2,693	9,062	9,693	18,755
<b>Privately-owned Banks</b>	<b>42</b>	<b>4</b>	<b>46</b>	<b>3,074</b>	<b>801</b>	<b>3,875</b>	<b>23,261</b>	<b>30,755</b>	<b>54,016</b>	<b>2,543</b>	<b>2,788</b>	<b>5,331</b>	<b>28,920</b>	<b>34,348</b>	<b>63,268</b>
Akbank T.A.Ş.	2	0	2	217	74	291	5,135	5,912	11,047	727	745	1,472	6,081	6,731	12,812
Anadolubank A.Ş.	6	0	6	165	30	195	510	514	1,024	58	37	95	739	581	1,320
Fibabanka A.Ş.	5	0	5	125	44	169	628	749	1,377	126	101	227	884	894	1,778
Şekerbank T.A.Ş.	2	0	2	86	58	144	1,360	1,673	3,033	85	91	176	1,533	1,822	3,355
Turkish Bank A.Ş.	0	0	0	12	8	20	36	39	75	6	4	10	54	51	105
Türk Ekonomi Bankası A.Ş.	8	1	9	358	219	577	2,737	3,918	6,655	341	366	707	3,444	4,504	7,948
Türk Ticaret Bankası A.Ş.	2	0	2	5	1	6	45	48	93	32	15	47	84	64	148
Türkiye İş Bankası A.Ş.	7	1	8	1,695	152	1,847	8,274	9,614	17,888	525	623	1,148	10,501	10,390	20,891
Yapı ve Kredi Bankası A.Ş.	10	2	12	411	215	626	4,536	8,288	12,824	643	806	1,449	5,600	9,311	14,911
<b>Banks Under Depo. Insurance Fund</b>	<b>1</b>	<b>1</b>	<b>2</b>	<b>47</b>	<b>7</b>	<b>54</b>	<b>59</b>	<b>83</b>	<b>142</b>	<b>9</b>	<b>16</b>	<b>25</b>	<b>116</b>	<b>107</b>	<b>223</b>
Birleşik Fon Bankası A.Ş.	1	1	2	47	7	54	59	83	142	9	16	25	116	107	223

Banks	Primary School			High School			Undergraduate			Postgraduate			Total		
	Male	Female	Total	Male	Female	Total	Male	Female	Total	Male	Female	Total	Male	Female	Total
<b>Foreign Banks</b>	<b>195</b>	<b>220</b>	<b>415</b>	<b>5,844</b>	<b>4,624</b>	<b>10,468</b>	<b>15,231</b>	<b>22,161</b>	<b>37,392</b>	<b>2,123</b>	<b>2,483</b>	<b>4,606</b>	<b>23,393</b>	<b>29,488</b>	<b>52,881</b>
Alternatifbank A.Ş.	7	1	8	67	39	106	227	278	505	48	64	112	349	382	731
Arap Türk Bankası A.Ş.	8	0	8	38	7	45	88	61	149	20	15	35	154	83	237
Bank Mellat	3	0	3	7	1	8	19	4	23	4	1	5	33	6	39
Bank of China Turkey A.Ş.	0	0	0	0	0	0	18	10	28	8	7	15	26	17	43
Burgan Bank A.Ş.	2	0	2	55	34	89	488	518	1,006	91	72	163	636	624	1,260
Citibank A.Ş.	0	0	0	23	6	29	129	114	243	28	39	67	180	159	339
Denizbank A.Ş.	109	211	320	2,160	2,325	4,485	3,087	4,126	7,213	313	386	699	5,669	7,048	12,717
Deutsche Bank A.Ş.	2	0	2	4	1	5	28	50	78	11	12	23	45	63	108
Habib Bank Limited	1	0	1	2	0	2	9	8	17	0	1	1	12	9	21
HSBC Bank A.Ş.	4	0	4	89	59	148	404	738	1,142	79	71	150	576	868	1,444
ICBC Turkey Bank A.Ş.	4	0	4	46	12	58	238	286	524	54	59	113	342	357	699
ING Bank A.Ş.	4	0	4	62	14	76	615	976	1,591	124	135	259	805	1,125	1,930
Intesa Sanpaolo S.p.A.	0	0	0	1	0	1	7	10	17	5	4	9	13	14	27
JPMorgan Chase Bank N.A.	3	1	4	2	1	3	22	17	39	6	9	15	33	28	61
MUFG Bank Turkey A.Ş.	0	0	0	2	0	2	26	32	58	13	10	23	41	42	83
Odea Bank A.Ş.	5	0	5	31	4	35	359	597	956	76	77	153	471	678	1,149
QNB Bank A.Ş.	29	4	33	1,791	1,770	3,561	2,744	4,933	7,677	397	506	903	4,961	7,213	12,174
Rabobank A.Ş.	0	0	0	1	0	1	7	3	10	10	6	16	18	9	27
Société Générale (SA)	3	0	3	2	2	4	8	11	19	4	1	5	17	14	31
Turkland Bank A.Ş.	2	0	2	29	10	39	87	85	172	16	12	28	134	107	241
Türkiye Garanti Bankası A.Ş.	9	3	12	1,432	339	1,771	6,621	9,304	15,925	816	996	1,812	8,878	10,642	19,520
<b>Development and Investment Banks</b>	<b>65</b>	<b>9</b>	<b>74</b>	<b>260</b>	<b>68</b>	<b>328</b>	<b>2,505</b>	<b>1,716</b>	<b>4,221</b>	<b>1,135</b>	<b>724</b>	<b>1,859</b>	<b>3,965</b>	<b>2,517</b>	<b>6,482</b>
Aktif Yatırım Bankası A.Ş.	1	0	1	43	14	57	259	283	542	46	42	88	349	339	688
Bank of America Yatırım Bank A.Ş.	0	0	0	0	0	0	12	10	22	10	5	15	22	15	37
BankPozitif Kredi ve Kalkınma Bankası A.Ş.	1	0	1	3	0	3	20	34	54	10	4	14	34	38	72
D Yatırım Bankası A.Ş.	0	0	0	3	0	3	26	28	54	8	9	17	37	37	74
Destek Yatırım Bankası A.Ş.	0	0	0	4	1	5	26	25	51	9	7	16	39	33	72
Diler Yatırım Bankası A.Ş.	0	0	0	1	0	1	4	10	14	2	0	2	7	10	17
Golden Global Yatırım Bankası A.Ş.	1	0	1	3	3	6	40	25	65	19	8	27	63	36	99
GSD Yatırım Bankası A.Ş.	0	0	0	3	0	3	21	17	38	2	0	2	26	17	43
Hedef Yatırım Bankası A.Ş.	0	0	0	0	0	0	24	14	38	9	2	11	33	16	49
İller Bankası A.Ş.	46	2	48	121	24	145	1,182	569	1,751	510	309	819	1,859	904	2,763
İstanbul Takas ve Saklama Bankası A.Ş.	1	0	1	18	3	21	175	130	305	72	38	110	266	171	437
Misyon Yatırım Bankası A.Ş.	0	1	1	1	2	3	41	29	70	23	12	35	65	44	109
Nurol Yatırım Bankası A.Ş.	1	2	3	12	2	14	49	48	97	5	9	14	67	61	128
Pasha Yatırım Bankası A.Ş.	0	0	0	3	1	4	18	18	36	13	12	25	34	31	65
Q Yatırım Bankası A.Ş.	1	0	1	4	2	6	24	27	51	17	5	22	46	34	80
Standard Chartered Yatırım Bankası Türk A.Ş.	2	1	3	2	1	3	4	8	12	4	3	7	12	13	25
Tera Yatırım Bankası A.Ş.	2	1	3	1	1	2	14	15	29	8	5	13	25	22	47
Türk Eximbank	4	1	5	14	5	19	284	177	461	243	139	382	545	322	867
Türkiye Kalkınma ve Yatırım Bankası A.Ş.	2	1	3	10	2	12	124	104	228	67	40	107	203	147	350
Türkiye Sınai Kalkınma Bankası A.Ş.	3	0	3	14	7	21	158	145	303	58	75	133	233	227	460

**Table 3 Bank Employees by Age, September 2024**

Banks	Under 17*			18-25			26-35			36-45			46-55			56+			Total		
	Male	Female	Total	Male	Female	Total	Male	Female	Total	Male	Female	Total	Male	Female	Total	Male	Female	Total	Male	Female	Total
<b>Sector Total</b>	1	0	1	4,429	6,127	10,556	30,719	40,602	71,321	42,786	39,521	82,307	13,176	9,483	22,659	1,188	534	1,722	92,299	96,267	188,566
<b>Deposit Banks</b>	0	0	0	4,232	5,990	10,222	29,448	39,596	69,044	41,481	38,728	80,209	12,530	9,119	21,649	643	317	960	88,334	93,750	182,084
<b>State-owned Banks</b>	0	0	0	852	1,083	1,935	11,879	13,187	25,066	18,850	13,470	32,320	4,216	2,040	6,256	108	27	135	35,905	29,807	65,712
Türkiye Cumhuriyeti Ziraat Bankası A.Ş.	0	0	0	168	233	401	4,080	3,860	7,940	8,428	4,765	13,193	2,501	1,025	3,526	73	17	90	15,250	9,900	25,150
Türkiye Halk Bankası A.Ş.	0	0	0	200	323	523	4,120	5,228	9,348	6,157	4,018	10,175	1,100	638	1,738	16	7	23	11,593	10,214	21,807
Türkiye Vakıflar Bankası T.A.O.	0	0	0	484	527	1,011	3,679	4,099	7,778	4,265	4,687	8,952	615	377	992	19	3	22	9,062	9,693	18,755
<b>Privately-owned Banks</b>	0	0	0	1,335	1,888	3,223	9,169	13,514	22,683	13,592	15,065	28,657	4,596	3,789	8,385	228	92	320	28,920	34,348	63,268
Akbank T.A.Ş.	0	0	0	261	318	579	1,877	2,510	4,387	2,812	3,209	6,021	1,086	678	1,764	45	16	61	6,081	6,731	12,812
Anadolubank A.Ş.	0	0	0	21	55	76	176	210	386	311	194	505	203	117	320	28	5	33	739	581	1,320
Fibabanka A.Ş.	0	0	0	54	65	119	306	390	696	342	298	640	168	135	303	14	6	20	884	894	1,778
Şekerbank T.A.Ş.	0	0	0	51	97	148	678	964	1,642	635	621	1,256	156	137	293	13	3	16	1,533	1,822	3,355
Turkish Bank A.Ş.	0	0	0	5	4	9	5	5	10	8	15	23	25	22	47	11	5	16	54	51	105
Türk Ekonomi Bankası A.Ş.	0	0	0	210	468	678	1,168	1,829	2,997	1,525	1,783	3,308	487	407	894	54	17	71	3,444	4,504	7,948
Türk Ticaret Bankası A.Ş.	0	0	0	0	0	0	11	10	21	36	29	65	31	17	48	6	8	14	84	64	148
Türkiye İş Bankası A.Ş.	0	0	0	536	459	995	2,819	3,324	6,143	5,545	5,250	10,795	1,575	1,343	2,918	26	14	40	10,501	10,390	20,891
Yapı ve Kredi Bankası A.Ş.	0	0	0	197	422	619	2,129	4,272	6,401	2,378	3,666	6,044	865	933	1,798	31	18	49	5,600	9,311	14,911
<b>Banks Under Depo. Insurance Fund</b>	0	0	0	5	3	8	32	36	68	33	32	65	35	33	68	11	3	14	116	107	223
Birleşik Fon Bankası A.Ş.	0	0	0	5	3	8	32	36	68	33	32	65	35	33	68	11	3	14	116	107	223

Banks	Under 17*			18-25			26-35			36-45			46-55			56+			Total		
	Male	Female	Total	Male	Female	Total	Male	Female	Total	Male	Female	Total	Male	Female	Total	Male	Female	Total	Male	Female	Total
<b>Foreign Banks</b>	<b>0</b>	<b>0</b>	<b>0</b>	<b>2,040</b>	<b>3,016</b>	<b>5,056</b>	<b>8,368</b>	<b>12,859</b>	<b>21,227</b>	<b>9,006</b>	<b>10,161</b>	<b>19,167</b>	<b>3,683</b>	<b>3,257</b>	<b>6,940</b>	<b>296</b>	<b>195</b>	<b>491</b>	<b>23,393</b>	<b>29,488</b>	<b>52,881</b>
Alternatifbank A.Ş.	0	0	0	48	51	99	70	113	183	156	154	310	68	62	130	7	2	9	349	382	731
Arap Türk Bankası A.Ş.	0	0	0	8	3	11	35	24	59	64	31	95	44	23	67	3	2	5	154	83	237
Bank Mellat	0	0	0	0	0	0	5	1	6	9	1	10	14	4	18	5	0	5	33	6	39
Bank of China Turkey A.Ş.	0	0	0	1	2	3	6	3	9	8	9	17	10	2	12	1	1	2	26	17	43
Burgan Bank A.Ş.	0	0	0	60	56	116	235	212	447	236	232	468	94	112	206	11	12	23	636	624	1,260
Citibank A.Ş.	0	0	0	12	8	20	38	31	69	80	64	144	44	54	98	6	2	8	180	159	339
Denizbank A.Ş.	0	0	0	454	782	1,236	1,833	2,951	4,784	2,394	2,340	4,734	901	889	1,790	87	86	173	5,669	7,048	12,717
Deutsche Bank A.Ş.	0	0	0	1	1	2	11	21	32	21	26	47	12	15	27	0	0	0	45	63	108
Habib Bank Limited	0	0	0	1	1	2	1	1	2	2	1	3	6	5	11	2	1	3	12	9	21
HSBC Bank A.Ş.	0	0	0	33	31	64	123	272	395	222	386	608	190	175	365	8	4	12	576	868	1,444
ICBC Turkey Bank A.Ş.	0	0	0	3	13	16	97	127	224	125	133	258	108	82	190	9	2	11	342	357	699
ING Bank A.Ş.	0	0	0	27	36	63	316	591	907	290	378	668	164	111	275	8	9	17	805	1,125	1,930
Intesa Sanpaolo S.p.A.	0	0	0	0	0	0	1	5	6	5	4	9	5	4	9	2	1	3	13	14	27
JPMorgan Chase Bank N.A.	0	0	0	3	0	3	10	12	22	11	6	17	8	9	17	1	1	2	33	28	61
MUFG Bank Turkey A.Ş.	0	0	0	3	0	3	8	11	19	13	19	32	16	9	25	1	3	4	41	42	83
Odea Bank A.Ş.	0	0	0	36	79	115	164	266	430	184	257	441	78	75	153	9	1	10	471	678	1,149
QNB Bank A.Ş.	0	0	0	555	1,074	1,629	1,833	3,576	5,409	1,844	1,991	3,835	679	547	1,226	50	25	75	4,961	7,213	12,174
Rabobank A.Ş.	0	0	0	0	0	0	1	0	1	7	6	13	9	3	12	1	0	1	18	9	27
Société Générale (SA)	0	0	0	0	2	2	1	2	3	3	1	4	8	6	14	5	3	8	17	14	31
Turkland Bank A.Ş.	0	0	0	7	5	12	20	22	42	41	45	86	60	33	93	6	2	8	134	107	241
Türkiye Garanti Bankası A.Ş.	0	0	0	788	872	1,660	3,560	4,618	8,178	3,291	4,077	7,368	1,165	1,037	2,202	74	38	112	8,878	10,642	19,520
<b>Development and Investment Banks</b>	<b>1</b>	<b>0</b>	<b>1</b>	<b>197</b>	<b>137</b>	<b>334</b>	<b>1,271</b>	<b>1,006</b>	<b>2,277</b>	<b>1,305</b>	<b>793</b>	<b>2,098</b>	<b>646</b>	<b>364</b>	<b>1,010</b>	<b>545</b>	<b>217</b>	<b>762</b>	<b>3,965</b>	<b>2,517</b>	<b>6,482</b>
Aktif Yatırım Bankası A.Ş.	0	0	0	25	31	56	131	147	278	138	128	266	52	33	85	3	0	3	349	339	688
Bank of America Yatırım Bank A.Ş.	0	0	0	2	0	2	3	0	3	7	11	18	10	4	14	0	0	0	22	15	37
BankPozitif Kredi ve Kalkınma Bankası A.Ş.	0	0	0	2	2	4	5	13	18	15	14	29	11	9	20	1	0	1	34	38	72
D Yatırım Bankası A.Ş.	0	0	0	2	1	3	21	15	36	8	11	19	6	10	16	0	0	0	37	37	74
Destek Yatırım Bankası A.Ş.	0	0	0	3	2	5	11	12	23	17	10	27	5	9	14	3	0	3	39	33	72
Diler Yatırım Bankası A.Ş.	0	0	0	0	0	0	2	3	5	0	2	2	3	5	8	2	0	2	7	10	17
Golden Global Yatırım Bankası A.Ş.	0	0	0	3	3	6	14	16	30	28	12	40	15	5	20	3	0	3	63	36	99
GSD Yatırım Bankası A.Ş.	0	0	0	2	4	6	6	1	7	5	4	9	12	7	19	1	1	2	26	17	43
Hedef Yatırım Bankası A.Ş.	0	0	0	1	1	2	13	8	21	9	5	14	9	2	11	1	0	1	33	16	49
İller Bankası A.Ş.	0	0	0	32	14	46	534	311	845	466	219	685	325	161	486	502	199	701	1,859	904	2,763
İstanbul Takas ve Saklama Bankası A.Ş.	0	0	0	42	18	60	111	87	198	75	43	118	37	23	60	1	0	1	266	171	437
Misyon Yatırım Bankası A.Ş.	0	0	0	3	3	6	21	21	42	26	17	43	14	3	17	1	0	1	65	44	109
Nurol Yatırım Bankası A.Ş.	0	0	0	5	5	10	19	24	43	21	16	37	17	13	30	5	3	8	67	61	128
Pasha Yatırım Bankası A.Ş.	0	0	0	1	0	1	9	10	19	15	10	25	9	11	20	0	0	0	34	31	65
Q Yatırım Bankası A.Ş.	0	0	0	1	3	4	6	11	17	21	12	33	16	8	24	2	0	2	46	34	80
Standard Chartered Yatırım Bankası Türk A.Ş.	0	0	0	0	1	1	1	2	3	4	5	9	4	3	7	3	2	5	12	13	25
Tera Yatırım Bankası A.Ş.	0	0	0	0	1	1	4	7	11	13	8	21	7	4	11	1	2	3	25	22	47
Türk Eximbank	0	0	0	25	16	41	182	137	319	286	140	426	46	27	73	6	2	8	545	322	867
Türkiye Kalkınma ve Yatırım Bankası A.Ş.	0	0	0	11	9	20	82	69	151	81	54	135	21	9	30	8	6	14	203	147	350
Türkiye Sınai Kalkınma Bankası A.Ş.	1	0	1	37	23	60	96	112	208	70	72	142	27	18	45	2	2	4	233	227	460

\*Students who continue their compulsory "internship" and "apprenticeship" trainings for high schools and universities are not included. Apart from these, students working with service contracts and on payroll are included.

**Table 4 Number of Branches and Employees (2023 - 2024 September)**

	No.of Branches			No.of Employees		
	2023 Sept.	2023 Dec.	2024 Sept.	2023 Sept.	2023 Dec.	2024 Sept.
<b>Sector Total</b>	<b>9,616</b>	<b>9,497</b>	<b>9,459</b>	<b>189,252</b>	<b>189,107</b>	<b>188,566</b>
<b>Deposit Banks</b>	<b>9,543</b>	<b>9,422</b>	<b>9,379</b>	<b>183,125</b>	<b>182,790</b>	<b>182,084</b>
<b>State-owned Banks</b>	<b>3,777</b>	<b>3,792</b>	<b>3,835</b>	<b>65,347</b>	<b>65,386</b>	<b>65,712</b>
Türkiye Cumhuriyeti Ziraat Bankası A.Ş.	1,770	1,769	1,782	25,719	25,904	25,150
Türkiye Halk Bankası A.Ş.	1,066	1,079	1,094	22,195	22,219	21,807
Türkiye Vakıflar Bankası T.A.O.	941	944	959	17,433	17,263	18,755
<b>Privately-owned Banks</b>	<b>3,464</b>	<b>3,418</b>	<b>3,377</b>	<b>64,684</b>	<b>64,700</b>	<b>63,268</b>
Akbank T.A.Ş.	713	705	704	12,885	12,864	12,812
Anadolubank A.Ş.	116	114	97	1,615	1,547	1,320
Fibabanka A.Ş.	40	40	40	2,014	1,940	1,778
Şekerbank T.A.Ş.	240	240	241	3,244	3,703	3,355
Turkish Bank A.Ş.	6	6	6	112	111	105
Türk Ekonomi Bankası A.Ş.	450	444	447	8,239	8,333	7,948
Türk Ticaret Bankası A.Ş.	1	1	1	26	26	148
Türkiye İş Bankası A.Ş.	1,102	1,088	1,068	20,965	21,167	20,891
Yapı ve Kredi Bankası A.Ş.	796	780	773	15,584	15,009	14,911
<b>Banks Under the Dep.Ins.Fund</b>	<b>1</b>	<b>1</b>	<b>1</b>	<b>223</b>	<b>230</b>	<b>223</b>
Birleşik Fon Bankası A.Ş.	1	1	1	223	230	223
<b>Foreign Banks</b>	<b>2,301</b>	<b>2,211</b>	<b>2,166</b>	<b>52,871</b>	<b>52,474</b>	<b>52,881</b>
Alternatifbank A.Ş.	31	24	19	812	796	731
Arap Türk Bankası A.Ş.	7	7	4	256	258	237
Bank Mellat	3	3	3	40	40	39
Bank of China Turkey A.Ş.	1	1	1	43	44	43
Burgan Bank A.Ş.	31	29	28	1,084	1,104	1,260
Citibank A.Ş.	3	3	3	394	389	339
Denizbank A.Ş.	645	641	645	12,847	12,720	12,717
Deutsche Bank A.Ş.	1	1	1	122	118	108
Habib Bank Limited	1	1	1	25	22	21
HSBC Bank A.Ş.	67	44	44	1,712	1,523	1,444
ICBC Turkey Bank A.Ş.	39	39	35	732	723	699
ING Bank A.Ş.	146	120	85	2,277	2,236	1,930
Intesa Sanpaolo S.p.A.	1	1	1	32	32	27
JPMorgan Chase Bank N.A.	1	1	1	63	63	61
MUFG Bank Turkey A.Ş.	1	1	1	83	84	83
Odea Bank A.Ş.	48	41	41	1,274	1,284	1,149
QNB Bank A.Ş.	436	436	434	11,774	11,747	12,174
Rabobank A.Ş.	1	1	1	28	27	27
Société Générale (SA)	1	1	1	31	31	31
Turkland Bank A.Ş.	12	12	12	273	268	241
Türkiye Garanti Bankası A.Ş.	825	804	805	18,969	18,965	19,520
<b>Development and Investment Banks</b>	<b>73</b>	<b>75</b>	<b>80</b>	<b>6,127</b>	<b>6,317</b>	<b>6,482</b>
Aktif Yatırım Bankası A.Ş.	14	14	15	679	683	688
Bank of America Yatırım Bank A.Ş.	1	1	1	41	40	37
BankPozitif Kredi ve Kalkınma Bankası A.Ş.	1	1	1	53	56	72
D Yatırım Bankası A.Ş.	1	1	1	61	67	74
Destek Yatırım Bankası A.Ş.	1	1	1	50	72	72
Diler Yatırım Bankası A.Ş.	1	1	1	18	18	17
Golden Global Yatırım Bankası A.Ş.	1	1	1	80	89	99
GSD Yatırım Bankası A.Ş.	3	3	3	42	39	43
Hedef Yatırım Bankası A.Ş.	0	-	1	-	-	49
İller Bankası A.Ş.	19	19	19	2,878	2,859	2,763
İstanbul Takas ve Saklama Bankası A.Ş.	1	1	1	379	403	437
Misyon Yatırım Bankası A.Ş.	1	1	1	106	123	109
Nurol Yatırım Bankası A.Ş.	1	1	1	104	116	128
Pasha Yatırım Bankası A.Ş.	1	1	1	62	54	65
Q Yatırım Bankası A.Ş.	-	1	3	-	50	80
Standard Chartered Yatırım Bankası Türk A.Ş.	1	1	1	28	29	25
Tera Yatırım Bankası A.Ş.	-	1	1	-	34	47
Türk Eximbank	23	23	24	783	802	867
Türkiye Kalkınma ve Yatırım Bankası A.Ş.	1	1	1	322	331	350
Türkiye Sınai Kalkınma Bankası A.Ş.	2	2	2	441	452	460

Adabank A.Ş. has resigned from the member of the Banks Association of Türkiye, as of December 2023. Therefore the data of bank was not included in the table.