

Important Notice: Number of employees and branches figures were updated as a result of changes, made by 2 banks. (May 4, 2026)

Quarterly Statistics by Banks, Employees and Branches

December 2025

Report Code: DE13
January 2026





Contents

	<u>Page No.</u>
Number of Banks.....	i
Number of Employees.....	i
Bank Employees by Gender and Education Level	ii
Number of Branches.....	ii
Number of Employees and Branches per 100.000 People.....	iii

Tables

Table 1	Number of Branches and Employees by Banks and Groups, December 2025.....	1
Table 2	Bank Employees by Sex and Education, as of December 2025.....	2
Table 3	Bank Employees by Age, as of December 2025.....	4
Table 4	Number of Branches and Employees (2024 - 2025 December).....	6

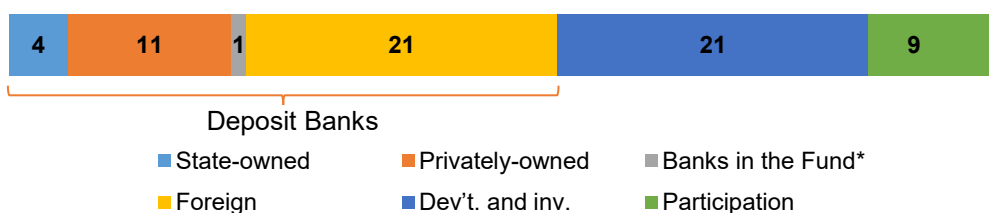
Quarterly Statistics by Banks, Employees and Branches in Banking System¹

December 2025

Number of Banks

The number of deposit, development and investment banks was 67 at the end of 2025 with 37 in deposit banks group and 21 in development and investment banks group, while there were also 9 participation banks.

Number of Banks in the System



* Banks under the Deposit Insurance Fund

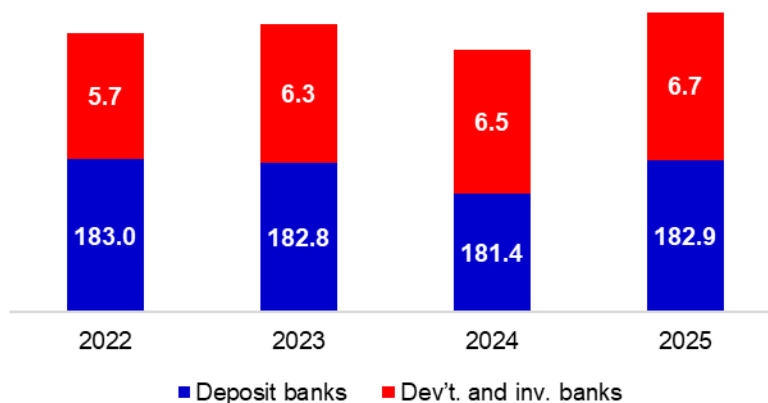
Number of Employees

As of December 2025, the number of employees in deposit banks and development and investment banks was 189,636.

The number of employees increased by 1,655 as compared to previous quarter and increased by 1,718 to December 2024.

Compared to December 2024, the number of employees increased by 1,510 in deposit banks and it increased by 208 in development and investment banks.

Number of Employees (thousand people)



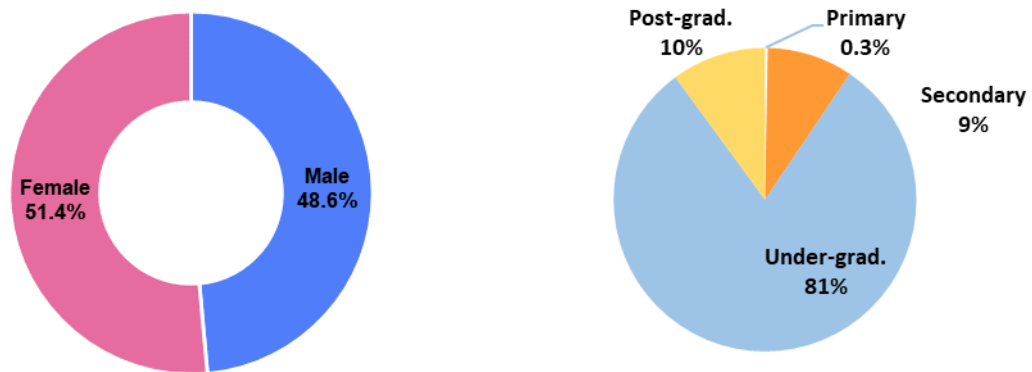
¹ -The deposit banks and development and investment banks are included for the figures of employees and branches.

Bank Employees by Gender and Education Level -

As of December 2025, 51.4 percent of the employees were female and 48.6 percent were male, regarding the distribution of bank employees by gender.

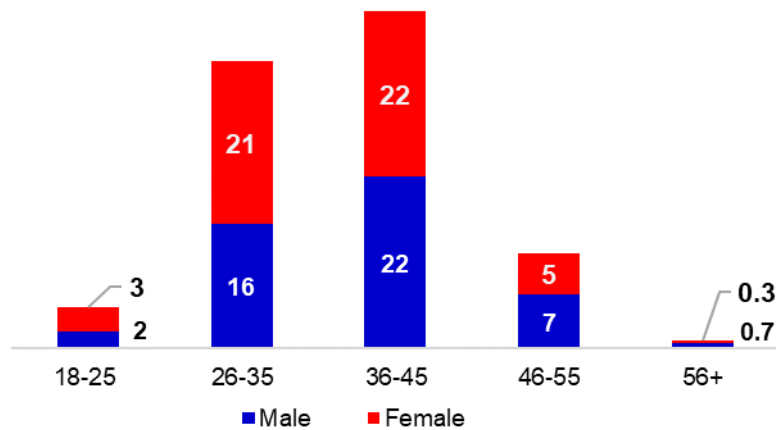
Regarding the education level of bank employees, 81 percent of the employees had undergraduate degrees and 10 percent in postgraduate degrees, as of 2025. This share of high-school graduates was 9 percent.

Bank Employees by Gender and Education Level



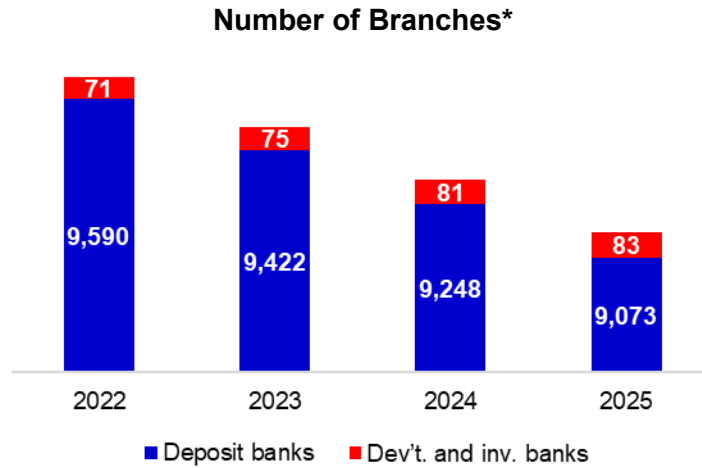
44 percent of employees are in the 36-45 age range, and 37 percent are in the 26-35 age range.

Bank Employees by Age (percent)



Number of Branches

As of December 2025, the total number of branches in deposit banks and development and investment banks was 9,156.

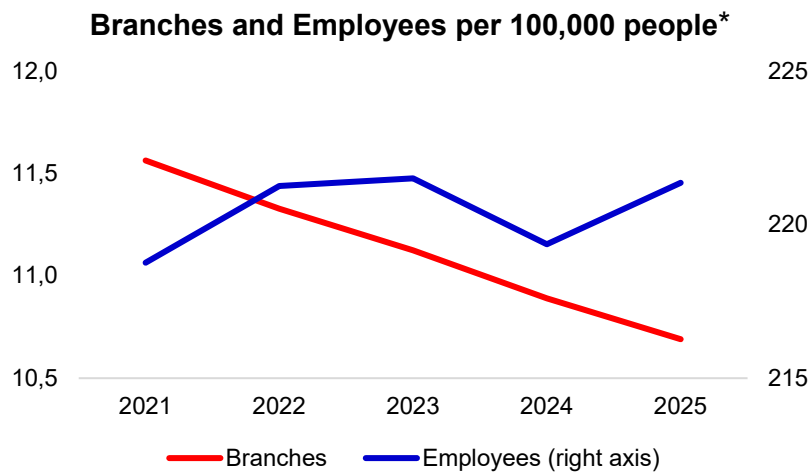


* Branches in foreign countries and Turkish Republic of Northern Cyprus are included.

The number of branches decreased by 103, as compared to previous quarter and decreased by 173, as compared to 2024.

Branches and Employees per 100,000 people

As of December 2025, employees per 100,000 people were 221 and branches per 100,000 people were 10.7.



* 2024 population data were used in calculations.

Table 1 Number of Banks, Branches and Employees, December 2025

	No. of Banks	No. of Branches*	No. of Employees		No. of Banks	No. of Branches*	No. of Employees
Sector Total	58	9.156	189.636	Foreign Banks	21	1.998	51.852
Deposit Banks	37	9.073	182.904	Alternatifbank A.Ş.		15	521
State-owned Banks	4	3.853	67.591	Arap Türk Bankası A.Ş.		4	251
Türkiye Cumhuriyeti Ziraat Bankası A.Ş.		1.769	25.743	Bank Mellat		3	39
Türkiye Halk Bankası A.Ş.		1.105	22.575	Bank of China Turkey A.Ş.		1	54
Türkiye Vakıflar Bankası T.A.O.		978	19.147	Burgan Bank A.Ş.		28	1.335
Ziraat Dinamik Banka A.Ş. (dijital banka)		1	126	Citibank A.Ş.		2	362
Privately-owned Banks	11	3.221	63.242	Denizbank A.Ş.		576	11.972
Akbank T.A.Ş.		647	12.591	Deutsche Bank A.Ş.		1	118
Anadolubank A.Ş.		96	1.505	Enpara Bank A.Ş.		1	1.402
Colendi Bank A.Ş. (dijital banka)		1	98	HSBC Bank A.Ş.		36	1.327
Fibabanka A.Ş.		35	1.571	ICBC Turkey Bank A.Ş.		19	531
FUPS Bank A.Ş. (dijital banka)		1	58	ING Bank A.Ş.		54	1.549
Şekerbank T.A.Ş.		239	3.718	Intesa Sanpaolo S.p.A.		1	29
Turkish Bank A.Ş.		6	115	JPMorgan Chase Bank N.A.		1	74
Türk Ticaret Bankası A.Ş.		11	401	MUFG Bank Turkey A.Ş.		1	77
Türk Ekonomi Bankası A.Ş.		426	7.918	Odea Bank A.Ş.		35	1.211
Türkiye İş Bankası A.Ş.		1.019	20.630	QNB Bank A.Ş.		418	10.413
Yapı ve Kredi Bankası A.Ş.		740	14.637	Rabobank A.Ş.		1	30
Banks Under the Depo. Insurance Fund	1	1	219	Société Générale (SA)		1	29
Birleşik Fon Bankası A.Ş.		1	219	Turkland Bank A.Ş.		6	191
				Türkiye Garanti Bankası A.Ş.		794	20.337
				Development and Investment Banks	21	83	6.732
				Aktif Yatırım Bankası A.Ş.		16	747
				Aytemiz Yatırım Bankası A.Ş.**		1	49
				Bank of America Yatırım Bank A.Ş.		1	43
				BankPozitif Kredi ve Kalkınma Bankası A.Ş.		1	43
				D Yatırım Bankası A.Ş.		1	74
				Destek Yatırım Bankası A.Ş.		1	95
				Diler Yatırım Bankası A.Ş.		1	19
				Golden Global Yatırım Bankası A.Ş.		1	109
				GSD Yatırım Bankası A.Ş.		3	42
				Hedef Yatırım Bankası A.Ş.		1	68
				İller Bankası A.Ş.		19	2.596
				İstanbul Takas ve Saklama Bankası A.Ş.		1	476
				Misyon Yatırım Bankası A.Ş.		1	83
				Nurol Yatırım Bankası A.Ş.		1	159
				Pasha Yatırım Bankası A.Ş.		1	66
				Q Yatırım Bankası A.Ş.		4	140
				Standard Chartered Yatırım Bankası Türk A.Ş.		1	32
				Tera Yatırım Bankası A.Ş.		1	124
				Türk Eximbank		24	883
				Türkiye Kalkınma ve Yatırım Bankası A.Ş.		1	401
				Türkiye Sınai Kalkınma Bankası A.Ş.		2	483

* Branches in foreign countries and Turkish Republic of Northern Cyprus are included.

** Aytemiz Yatırım Bankası A.Ş. took permission to make banking operations with the resolution Nr: 11220 of BRSB, dated 29 May 2025, which was published in Official Gazette 4 June 2025, Nr:32920.

***Publication Periods of the Report:**

March: May 1.Week

June: August 1.Week

September: November 1.Week

December: February 1.Week

This report has been prepared from the quarterly statistics of member banks (deposit banks and development and investment banks) that was submitted to the Banks Association of Türkiye. The data of participation banks is not included.

Whilst every effort has been made to ensure that the information contained in this report is correct, the Banks Association of Türkiye can not accept any responsibility for any errors or omissions or for any consequences resulting therefrom.

All rights reserved. No part of this report may be reproduced or transmitted, in any form or by any means, electronic, photocopying or otherwise, without the prior written permission of the Banks Association of Türkiye.

Table 2 Bank Employees by Gender and Education, December 2025

Banks	Primary School			High School			Undergraduate			Postgraduate			Total		
	Male	Female	Total	Male	Female	Total	Male	Female	Total	Male	Female	Total	Male	Female	Total
Sector Total	310	237	547	12.958	4.181	17.139	69.355	83.405	152.760	9.476	9.714	19.190	92.099	97.537	189.636
Deposit Banks	270	226	496	12.697	4.088	16.785	66.780	81.630	148.410	8.280	8.933	17.213	88.027	94.877	182.904
State-owned Banks	53	0	53	5.155	695	5.850	27.837	26.993	54.830	3.473	3.385	6.858	36.518	31.073	67.591
Türkiye Cumhuriyeti Ziraat Bankası A.Ş.	39	0	39	3.125	297	3.422	10.913	8.995	19.908	1.281	1.093	2.374	15.358	10.385	25.743
Türkiye Halk Bankası A.Ş.	13	0	13	1.935	364	2.299	9.036	9.448	18.484	930	849	1.779	11.914	10.661	22.575
Türkiye Vakıflar Bankası T.A.O.	1	0	1	95	34	129	7.827	8.499	16.326	1.259	1.432	2.691	9.182	9.965	19.147
Ziraat Dinamik Banka A.Ş. (dijital banka)	0	0	0	0	0	0	61	51	112	3	11	14	64	62	126
Privately-owned Banks	38	5	43	2.824	602	3.426	23.148	31.044	54.192	2.645	2.936	5.581	28.655	34.587	63.242
Akbank T.A.Ş.	1	0	1	186	46	232	5.005	5.832	10.837	753	768	1.521	5.945	6.646	12.591
Anadolubank A.Ş.	10	0	10	159	34	193	565	624	1.189	66	47	113	800	705	1.505
Colendi Bank A.Ş. (dijital banka)	0	1	1	3	5	8	29	29	58	15	16	31	47	51	98
Fibabanka A.Ş.	5	0	5	106	35	141	528	689	1.217	115	93	208	754	817	1.571
FUPS Bank A.Ş. (dijital banka)	0	1	1	2	2	4	17	21	38	9	6	15	28	30	58
Şekerbank T.A.Ş.	3	0	3	90	55	145	1.524	1.812	3.336	117	117	234	1.734	1.984	3.718
Turkish Bank A.Ş.	0	0	0	13	10	23	37	43	80	10	2	12	60	55	115
Türk Ekonomi Bankası A.Ş.	4	0	4	314	167	481	2.723	3.972	6.695	341	397	738	3.382	4.536	7.918
Türk Ticaret Bankası A.Ş.	4	0	4	11	1	12	138	148	286	63	36	99	216	185	401
Türkiye İş Bankası A.Ş.	2	1	3	1.615	106	1.721	8.034	9.683	17.717	535	654	1.189	10.186	10.444	20.630
Yapı ve Kredi Bankası A.Ş.	9	2	11	325	141	466	4.548	8.191	12.739	621	800	1.421	5.503	9.134	14.637
Banks Under Depo. Insurance Fund	2	0	2	41	9	50	64	82	146	8	13	21	115	104	219
Birleşik Fon Bankası A.Ş.	2	0	2	41	9	50	64	82	146	8	13	21	115	104	219

Banks	Primary School			High School			Undergraduate			Postgraduate			Total		
	Male	Female	Total	Male	Female	Total	Male	Female	Total	Male	Female	Total	Male	Female	Total
Foreign Banks	177	221	398	4.677	2.782	7.459	15.731	23.511	39.242	2.154	2.599	4.753	22.739	29.113	51.852
Alternatifbank A.Ş.	2	0	2	50	33	83	163	190	353	32	51	83	247	274	521
Arap Türk Bankası A.Ş.	7	0	7	36	6	42	92	75	167	20	15	35	155	96	251
Bank Mellat	3	0	3	6	1	7	21	4	25	3	1	4	33	6	39
Bank of China Turkey A.Ş.	0	0	0	1	0	1	26	11	37	6	10	16	33	21	54
Burgan Bank A.Ş.	2	0	2	43	35	78	540	563	1.103	82	70	152	667	668	1.335
Citibank A.Ş.	0	0	0	25	5	30	126	124	250	41	41	82	192	170	362
Denizbank A.Ş.	101	212	313	1.203	879	2.082	3.569	5.303	8.872	312	393	705	5.185	6.787	11.972
Deutsche Bank A.Ş.	2	0	2	4	1	5	37	52	89	9	13	22	52	66	118
Enpara Bank A.Ş.	0	0	0	16	32	48	360	901	1.261	42	51	93	418	984	1.402
HSBC Bank A.Ş.	4	0	4	81	48	129	376	676	1.052	75	67	142	536	791	1.327
ICBC Turkey Bank A.Ş.	3	0	3	33	8	41	196	215	411	39	37	76	271	260	531
ING Bank A.Ş.	3	0	3	70	27	97	460	755	1.215	105	129	234	638	911	1.549
Intesa Sanpaolo S.p.A.	0	0	0	1	0	1	7	9	16	7	5	12	15	14	29
JPMorgan Chase Bank N.A.	3	1	4	2	1	3	21	21	42	11	14	25	37	37	74
MUFG Bank Turkey A.Ş.	0	0	0	3	1	4	25	26	51	12	10	22	40	37	77
Odea Bank A.Ş.	3	0	3	34	5	39	387	626	1.013	77	79	156	501	710	1.211
QNB Bank A.Ş.	29	5	34	1.585	1.372	2.957	2.306	4.258	6.564	357	501	858	4.277	6.136	10.413
Rabobank A.Ş.	0	0	0	1	0	1	8	5	13	10	6	16	19	11	30
Société Générale (SA)	3	0	3	3	1	4	7	10	17	4	1	5	17	12	29
Turkland Bank A.Ş.	2	0	2	21	8	29	67	66	133	14	13	27	104	87	191
Türkiye Garanti Bankası A.Ş.	10	3	13	1.459	319	1.778	6.937	9.621	16.558	896	1.092	1.988	9.302	11.035	20.337
Development and Investment Banks	40	11	51	261	93	354	2.575	1.775	4.350	1.196	781	1.977	4.072	2.660	6.732
Aktif Yatırım Bankası A.Ş.	1	0	1	46	24	70	272	309	581	47	48	95	366	381	747
Aytemiz Yatırım Bankası A.Ş.	0	0	0	2	0	2	18	19	37	3	7	10	23	26	49
Bank of America Yatırım Bank A.Ş.	0	0	0	0	0	0	14	11	25	10	8	18	24	19	43
BankPozitif Kredi ve Kalkınma Bankası A.Ş.	2	1	3	2	3	5	9	23	32	2	1	3	15	28	43
D Yatırım Bankası A.Ş.	0	0	0	3	0	3	29	24	53	10	8	18	42	32	74
Destek Yatırım Bankası A.Ş.	0	1	1	6	1	7	35	35	70	10	7	17	51	44	95
Diler Yatırım Bankası A.Ş.	0	0	0	3	0	3	5	10	15	1	0	1	9	10	19
Golden Global Yatırım Bankası A.Ş.	1	0	1	4	3	7	45	28	73	17	11	28	67	42	109
GSD Yatırım Bankası A.Ş.	0	0	0	3	0	3	22	15	37	2	0	2	27	15	42
Hedef Yatırım Bankası A.Ş.	0	0	0	1	1	2	36	18	54	10	2	12	47	21	68
İller Bankası A.Ş.	24	0	24	85	22	107	1.047	514	1.561	563	341	904	1.719	877	2.596
İstanbul Takas ve Saklama Bankası A.Ş.	0	0	0	31	4	35	198	126	324	72	45	117	301	175	476
Misyon Yatırım Bankası A.Ş.	0	1	1	1	3	4	34	19	53	23	2	25	58	25	83
Nurul Yatırım Bankası A.Ş.	2	2	4	10	4	14	61	59	120	10	11	21	83	76	159
Pasha Yatırım Bankası A.Ş.	0	0	0	2	1	3	19	24	43	12	8	20	33	33	66
Q Yatırım Bankası A.Ş.	2	1	3	11	4	15	62	38	100	18	4	22	93	47	140
Standard Chartered Yatırım Bankası Türk A.	2	1	3	1	1	2	6	10	16	6	5	11	15	17	32
Tera Yatırım Bankası A.Ş.	0	0	0	6	4	10	43	36	79	20	15	35	69	55	124
Türk Eximbank	2	0	2	14	6	20	302	189	491	233	137	370	551	332	883
Türkiye Kalkınma ve Yatırım Bankası A.Ş.	1	4	5	12	1	13	156	118	274	67	42	109	236	165	401
Türkiye Sınai Kalkınma Bankası A.Ş.	3	0	3	18	11	29	162	150	312	60	79	139	243	240	483

Table 3 Bank Employees by Age, December 2025

Banks	Under 17*			18-25			26-35			36-45			46-55			56+			Total		
	Male	Female	Total	Male	Female	Total	Male	Female	Total	Male	Female	Total	Male	Female	Total	Male	Female	Total	Male	Female	Total
Sector Total	0	1	1	4.299	5.807	10.106	30.807	40.073	70.880	42.404	40.918	83.322	13.286	10.117	23.403	1.303	621	1.924	92.099	97.537	189.636
Deposit Banks	0	0	0	4.073	5.651	9.724	29.498	39.068	68.566	40.988	40.050	81.038	12.662	9.714	22.376	806	394	1.200	88.027	94.877	182.904
State-owned Banks	0	0	0	920	1.134	2.054	11.615	13.018	24.633	19.706	15.038	34.744	4.115	1.845	5.960	162	38	200	36.518	31.073	67.591
Türkiye Cumhuriyeti Ziraat Bankası A.Ş.	0	0	0	228	323	551	3.840	3.880	7.720	8.715	5.143	13.858	2.468	1.016	3.484	107	23	130	15.358	10.385	25.743
Türkiye Halk Bankası A.Ş.	0	0	0	232	299	531	4.083	5.258	9.341	6.490	4.528	11.018	1.086	565	1.651	23	11	34	11.914	10.661	22.575
Türkiye Vakıflar Bankası T.A.O.	0	0	0	454	507	961	3.663	3.846	7.509	4.476	5.346	9.822	557	262	819	32	4	36	9.182	9.965	19.147
Ziraat Dinamik Banka A.Ş. (dijital banka)	0	0	0	6	5	11	29	34	63	25	21	46	4	2	6	0	0	0	64	62	126
Privately-owned Banks	0	0	0	1.293	1.621	2.914	9.592	13.642	23.234	12.823	15.091	27.914	4.688	4.142	8.830	259	91	350	28.655	34.587	63.242
Akbank T.A.Ş.	0	0	0	200	230	430	1.932	2.465	4.397	2.647	3.174	5.821	1.124	759	1.883	42	18	60	5.945	6.646	12.591
Anadolubank A.Ş.	0	0	0	21	54	75	208	272	480	272	212	484	267	160	427	32	7	39	800	705	1.505
Colendi Bank A.Ş. (dijital banka)	0	0	0	5	11	16	14	15	29	13	14	27	15	11	26	0	0	0	47	51	98
Fibabanka A.Ş.	0	0	0	32	51	83	238	322	560	300	288	588	161	148	309	23	8	31	754	817	1.571
FUPS Bank A.Ş. (dijital banka)	0	0	0	0	7	7	11	6	17	9	11	20	5	6	11	3	0	3	28	30	58
Şekerbank T.A.Ş.	0	0	0	63	65	128	704	1.004	1.708	730	733	1.463	221	178	399	16	4	20	1.734	1.984	3.718
Turkish Bank A.Ş.	0	0	0	3	5	8	1	12	13	5	9	14	33	25	58	18	4	22	60	55	115
Türk Ekonomi Bankası A.Ş.	0	0	0	193	402	595	1.160	1.848	3.008	1.436	1.803	3.239	535	465	1.000	58	18	76	3.382	4.536	7.918
Türk Ticaret Bankası A.Ş.	0	0	0	12	2	14	56	62	118	83	65	148	53	53	106	12	3	15	216	185	401
Türkiye İş Bankası A.Ş.	0	0	0	475	351	826	3.021	3.542	6.563	5.103	4.963	10.066	1.558	1.574	3.132	29	14	43	10.186	10.444	20.630
Yapı ve Kredi Bankası A.Ş.	0	0	0	289	443	732	2.247	4.094	6.341	2.225	3.819	6.044	716	763	1.479	26	15	41	5.503	9.134	14.637
Banks Under Depo. Insurance Fund	0	0	0	6	8	14	43	37	80	39	32	71	19	26	45	8	1	9	115	104	219
Birleşik Fon Bankası A.Ş.	0	0	0	6	8	14	43	37	80	39	32	71	19	26	45	8	1	9	115	104	219

Banks	Under 17*			18-25			26-35			36-45			46-55			56+			Total		
	Male	Female	Total	Male	Female	Total	Male	Female	Total	Male	Female	Total	Male	Female	Total	Male	Female	Total	Male	Female	Total
Foreign Banks	0	0	0	1.854	2.888	4.742	8.248	12.371	20.619	8.420	9.889	18.309	3.840	3.701	7.541	377	264	641	22.739	29.113	51.852
Alternatifbank A.Ş.	0	0	0	31	31	62	53	72	125	87	109	196	67	60	127	9	2	11	247	274	521
Arap Türk Bankası A.Ş.	0	0	0	7	12	19	41	23	64	63	36	99	41	23	64	3	2	5	155	96	251
Bank Mellat	0	0	0	0	0	0	6	1	7	9	1	10	13	4	17	5	0	5	33	6	39
Bank of China Turkey A.Ş.	0	0	0	4	2	6	9	6	15	12	9	21	8	3	11	0	1	1	33	21	54
Burgan Bank A.Ş.	0	0	0	39	47	86	251	222	473	260	261	521	105	121	226	12	17	29	667	668	1.335
Citibank A.Ş.	0	0	0	8	5	13	39	39	78	75	64	139	56	59	115	14	3	17	192	170	362
Denizbank A.Ş.	0	0	0	380	673	1.053	1.647	2.748	4.395	2.065	2.171	4.236	987	1.066	2.053	106	129	235	5.185	6.787	11.972
Deutsche Bank A.Ş.	0	0	0	2	2	4	18	21	39	20	28	48	11	15	26	1	0	1	52	66	118
Enpara Bank A.Ş.	0	0	0	53	221	274	278	640	918	67	111	178	17	12	29	3	0	3	418	984	1.402
HSBC Bank A.Ş.	0	0	0	21	18	39	113	221	334	194	330	524	190	209	399	18	13	31	536	791	1.327
ICBC Turkey Bank A.Ş.	0	0	0	10	11	21	71	74	145	80	100	180	91	70	161	19	5	24	271	260	531
ING Bank A.Ş.	0	0	0	20	44	64	210	404	614	248	331	579	151	122	273	9	10	19	638	911	1.549
Intesa Sanpaolo S.p.A.	0	0	0	0	0	0	1	1	2	5	6	11	7	6	13	2	1	3	15	14	29
JPMorgan Chase Bank N.A.	0	0	0	4	3	7	10	14	24	12	11	23	10	8	18	1	1	2	37	37	74
MUFG Bank Turkey A.Ş.	0	0	0	2	1	3	9	6	15	14	15	29	12	12	24	3	3	6	40	37	77
Odea Bank A.Ş.	0	0	0	57	72	129	179	291	470	179	254	433	75	90	165	11	3	14	501	710	1.211
QNB Bank A.Ş.	0	0	0	416	757	1.173	1.472	2.907	4.379	1.627	1.842	3.469	706	598	1.304	56	32	88	4.277	6.136	10.413
Rabobank A.Ş.	0	0	0	0	0	0	1	0	1	5	5	10	11	5	16	2	1	3	19	11	30
Société Générale (SA)	0	0	0	1	1	2	2	2	4	2	1	3	6	6	12	6	2	8	17	12	29
Turkland Bank A.Ş.	0	0	0	2	3	5	21	20	41	25	33	58	46	30	76	10	1	11	104	87	191
Türkiye Garanti Bankası A.Ş.	0	0	0	797	985	1.782	3.817	4.659	8.476	3.371	4.171	7.542	1.230	1.182	2.412	87	38	125	9.302	11.035	20.337
Development and Investment Banks	0	1	1	226	156	382	1.309	1.005	2.314	1.416	868	2.284	624	403	1.027	497	227	724	4.072	2.660	6.732
Aktif Yatırım Bankası A.Ş.	0	1	1	42	42	84	140	159	299	127	131	258	51	47	98	6	1	7	366	381	747
Aytemiz Yatırım Bankası A.Ş.	0	0	0	3	6	9	7	11	18	7	3	10	5	5	10	1	1	2	23	26	49
Bank of America Yatırım Bank A.Ş.	0	0	0	3	0	3	4	3	7	7	12	19	10	4	14	0	0	0	24	19	43
BankPozitif Kredi ve Kalkınma Bankası A.Ş.	0	0	0	3	3	6	1	3	4	7	13	20	4	8	12	0	1	1	15	28	43
D Yatırım Bankası A.Ş.	0	0	0	6	5	11	17	10	27	13	5	18	6	11	17	0	1	1	42	32	74
Destek Yatırım Bankası A.Ş.	0	0	0	4	7	11	16	11	27	20	15	35	5	11	16	6	0	6	51	44	95
Diler Yatırım Bankası A.Ş.	0	0	0	0	0	0	1	2	3	0	2	2	5	5	10	3	1	4	9	10	19
Golden Global Yatırım Bankası A.Ş.	0	0	0	4	5	9	17	15	32	29	12	41	12	8	20	5	2	7	67	42	109
GSD Yatırım Bankası A.Ş.	0	0	0	2	3	5	9	1	10	5	3	8	11	7	18	0	1	1	27	15	42
Hedef Yatırım Bankası A.Ş.	0	0	0	0	1	1	18	8	26	16	8	24	9	4	13	4	0	4	47	21	68
İller Bankası A.Ş.	0	0	0	9	1	10	481	278	759	512	252	764	286	142	428	431	204	635	1.719	877	2.596
İstanbul Takas ve Saklama Bankası A.Ş.	0	0	0	51	16	67	134	92	226	85	51	136	29	16	45	2	0	2	301	175	476
Misyon Yatırım Bankası A.Ş.	0	0	0	3	3	6	20	15	35	19	4	23	15	3	18	1	0	1	58	25	83
Nurol Yatırım Bankası A.Ş.	0	0	0	11	2	13	20	33	53	26	20	46	18	17	35	8	4	12	83	76	159
Pasha Yatırım Bankası A.Ş.	0	0	0	0	1	1	6	13	19	17	7	24	10	12	22	0	0	0	33	33	66
Q Yatırım Bankası A.Ş.	0	0	0	5	2	7	23	12	35	39	18	57	19	14	33	7	1	8	93	47	140
Standard Chartered Yatırım Bankası Türk A.Ş.	0	0	0	0	1	1	4	4	8	4	6	10	4	4	8	3	2	5	15	17	32
Tera Yatırım Bankası A.Ş.	0	0	0	3	4	7	19	15	34	26	20	46	17	16	33	4	0	4	69	55	124
Türk Eximbank	0	0	0	17	9	26	169	140	309	297	143	440	63	39	102	5	1	6	551	332	883
Türkiye Kalkınma ve Yatırım Bankası A.Ş.	0	0	0	25	19	44	99	64	163	84	65	149	18	11	29	10	6	16	236	165	401
Türkiye Sınai Kalkınma Bankası A.Ş.	0	0	0	35	26	61	104	116	220	76	78	154	27	19	46	1	1	2	243	240	483

*Students who continue their compulsory "internship" and "apprenticeship" trainings for high schools and universities are not included. Apart from these, students working with service contracts and on payroll are included.

Table 4 Number of Branches and Employees (2024 - 2025 December)

	No.of Branches			No.of Employees		
	2024 Dec.	2025 Sept.	2025 Dec.	2024 Dec.	2025 Sept.	2025 Dec.
Sector Total	9.329	9.259	9.156	187.918	187.981	189.636
Deposit Banks	9.248	9.177	9.073	181.394	181.389	182.904
State-owned Banks	3.837	3.856	3.853	65.740	66.796	67.591
Türkiye Cumhuriyeti Ziraat Bankası A.Ş.	1.781	1.772	1.769	26.011	25.868	25.743
Türkiye Halk Bankası A.Ş.	1.092	1.105	1.105	21.520	22.243	22.575
Türkiye Vakıflar Bankası T.A.O.	964	978	978	18.209	18.564	19.147
Ziraat Dinamik Banka A.Ş. (dijital banka)	-	1	1	-	121	126
Privately-owned Banks	3.317	3.290	3.221	62.897	63.394	63.242
Akbank T.A.Ş.	694	671	647	12.778	12.765	12.591
Anadolubank A.Ş.	95	96	96	1.385	1.517	1.505
Colendi Bank A.Ş. (dijital banka)	-	1	1	-	85	98
Fibabanka A.Ş.	38	35	35	1.684	1.549	1.571
FUPS Bank A.Ş. (dijital banka)	-	1	1	-	60	58
Şekerbank T.A.Ş.	241	239	239	3.719	3.281	3.718
Turkish Bank A.Ş.	6	6	6	100	108	115
Türk Ekonomi Bankası A.Ş.	436	436	426	8.047	7.980	7.918
Türk Ticaret Bankası A.Ş.	1	9	11	222	371	401
Türkiye İş Bankası A.Ş.	1.034	1.029	1.019	20.560	20.551	20.630
Yapı ve Kredi Bankası A.Ş.	772	767	740	14.402	15.127	14.637
Banks Under the Dep.Ins.Fund	1	1	1	201	218	219
Birleşik Fon Bankası A.Ş.	1	1	1	201	218	219
Foreign Banks	2.093	2.030	1.998	52.556	50.981	51.852
Alternatifbank A.Ş.	19	15	15	779	506	521
Arap Türk Bankası A.Ş.	4	4	4	242	242	251
Bank Mellat	3	3	3	40	40	39
Bank of China Turkey A.Ş.	1	1	1	46	52	54
Burgan Bank A.Ş.	26	28	28	1.320	1.352	1.335
Citibank A.Ş.	2	2	2	358	360	362
Denizbank A.Ş.	630	586	576	12.334	12.119	11.972
Deutsche Bank A.Ş.	1	1	1	113	118	118
Enpara Bank A.Ş.	-	1	1	-	85	1.402
Habib Bank Limited*	1	1	-	19	18	-
HSBC Bank A.Ş.	44	44	36	1.409	1.374	1.327
ICBC Turkey Bank A.Ş.	35	19	19	668	519	531
ING Bank A.Ş.	59	55	54	1.924	1.675	1.549
Intesa Sanpaolo S.p.A.	1	1	1	28	27	29
JPMorgan Chase Bank N.A.	1	1	1	65	70	74
MUFG Bank Turkey A.Ş.	1	1	1	81	79	77
Odea Bank A.Ş.	36	36	35	1.112	1.203	1.211
QNB Bank A.Ş.	427	426	418	11.949	10.435	10.413
Rabobank A.Ş.	1	1	1	27	30	30
Société Générale (SA)	1	1	1	31	30	29
Turkland Bank A.Ş.	6	6	6	201	194	191
Türkiye Garanti Bankası A.Ş.	794	797	794	19.810	20.453	20.337
Development and Investment Banks	81	82	83	6.524	6.592	6.732
Aktif Yatırım Bankası A.Ş.	15	16	16	702	722	747
Aytemiz Yatırım Bankası A.Ş.	-	-	1	-	-	49
Bank of America Yatırım Bank A.Ş.	1	1	1	39	41	43
BankPozitif Kredi ve Kalkınma Bankası A.Ş.	1	1	1	80	45	43
D Yatırım Bankası A.Ş.	1	1	1	73	74	74
Destek Yatırım Bankası A.Ş.	1	1	1	81	92	95
Diler Yatırım Bankası A.Ş.	1	1	1	20	18	19
Golden Global Yatırım Bankası A.Ş.	1	1	1	95	107	109
GSD Yatırım Bankası A.Ş.	3	3	3	44	44	42
Hedef Yatırım Bankası A.Ş.	1	1	1	50	57	68
İller Bankası A.Ş.	19	19	19	2.750	2.609	2.596
İstanbul Takas ve Saklama Bankası A.Ş.	1	1	1	442	473	476
Misyon Yatırım Bankası A.Ş.	1	1	1	115	86	83
Nurul Yatırım Bankası A.Ş.	1	1	1	133	149	159
Pasha Yatırım Bankası A.Ş.	1	1	1	65	65	66
Q Yatırım Bankası A.Ş.	4	4	4	77	154	140
Standard Chartered Yatırım Bankası Türk A.Ş.	1	1	1	27	30	32
Tera Yatırım Bankası A.Ş.	1	1	1	54	84	124
Türk Eximbank	24	24	24	873	888	883
Türkiye Kalkınma ve Yatırım Bankası A.Ş.	1	1	1	348	377	401
Türkiye Sınai Kalkınma Bankası A.Ş.	2	2	2	456	477	483

*With the BRSA's decision dated 25.09.2025 and numbered 11274, it was decided to terminate the activities of Habib Bank Limited Central Pakistan Istanbul Turkey Head Office and allow its voluntary liquidation. The liquidation decision was published in the Turkish Trade Registry Gazette dated December 11, 2025, and No.11477.