



# Quarterly Statistics by Banks, Employees and Branches

March 2026

Report Code: DE13  
May 2026





## Contents

	<u>Page No.</u>
Number of Banks.....	i
Number of Employees.....	i
Bank Employees by Gender and Education Level .....	ii
Number of Branches.....	ii
Number of Employees and Branches per 100.000 People.....	iii

### **Tables**

Table 1	Number of Branches and Employees by Banks and Groups, March 2026.....	1
Table 2	Bank Employees by Sex and Education, as of March 2026.....	2
Table 3	Bank Employees by Age, as of March 2026.....	4
Table 4	Number of Branches and Employees (2025 - 2026 March).....	6

## Quarterly Statistics by Banks, Employees and Branches in Banking System<sup>1</sup>

March 2026

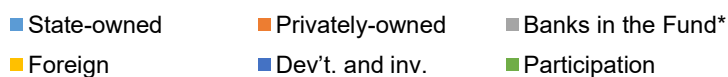
### Number of Banks

The number of deposit, development and investment banks was 68 at the end of March 2026 with 37 in deposit banks group and 21 in development and investment banks group, while there were also 10 participation banks.

#### Number of Banks in the System



#### Deposit Banks



\* Banks under the Deposit Insurance Fund

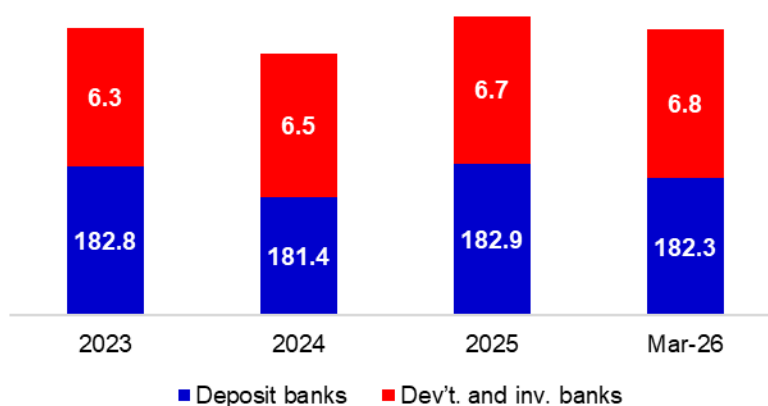
### Number of Employees

As of March 2026, the number of employees in deposit banks and development and investment banks was 189,024.

The number of employees decreased by 612 as compared to previous quarter and increased by 53 to March 2025.

Compared to March 2025, the number of employees decreased by 194 in deposit banks and it increased by 247 in development and investment banks.

#### Number of Employees (thousand people)



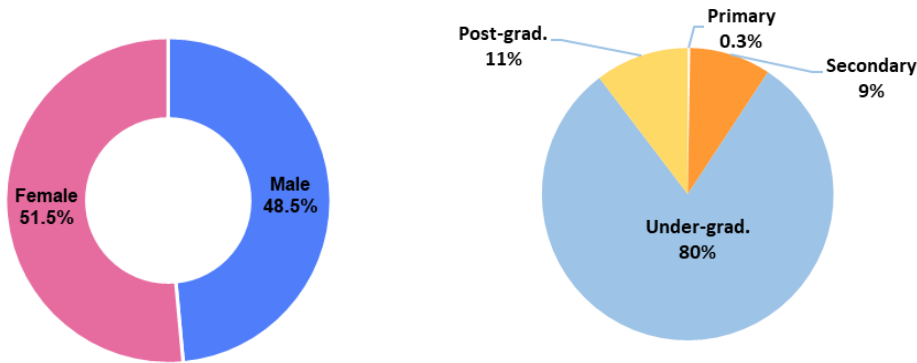
<sup>1</sup> -The deposit banks and development and investment banks are included for the figures of employees and branches.

### Bank Employees by Gender and Education Level

As of March 2026, 51.5 percent of the employees were female and 48.5 percent were male, regarding the distribution of bank employees by gender.

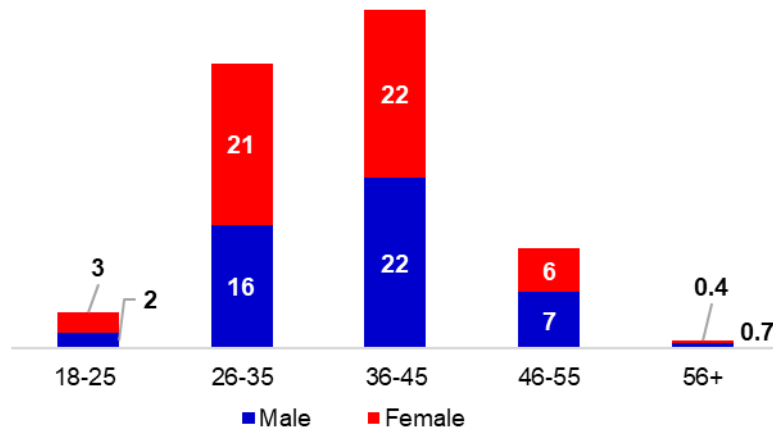
Regarding the education level of bank employees, 80 percent of the employees had undergraduate degrees and 11 percent in postgraduate degrees, as of March 2026. This share of high-school graduates was 9 percent.

#### Bank Employees by Gender and Education Level



44 percent of employees are in the 36-45 age range, and 37 percent are in the 26-35 age range.

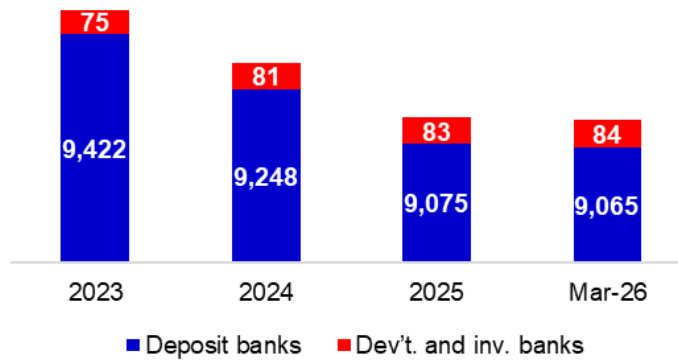
#### Bank Employees by Age (percent)



## Number of Branches

As of March 2026, the total number of branches in deposit banks and development and investment banks was 9,149.

### Number of Branches\*

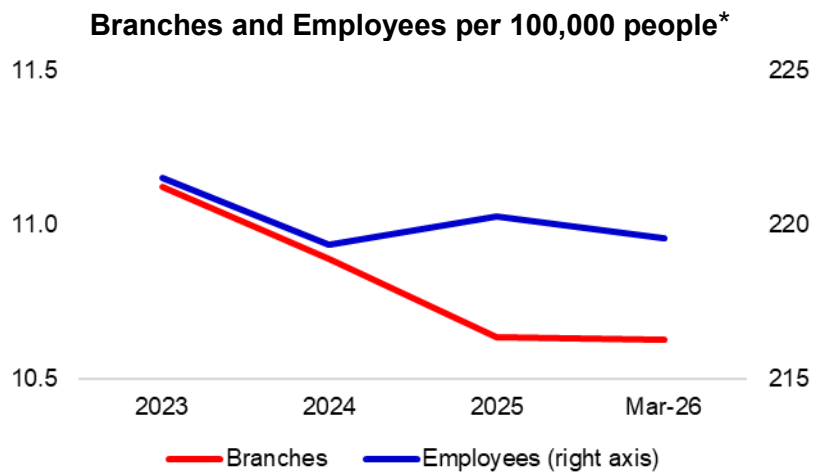


\* Branches in foreign countries and Turkish Republic of Northern Cyprus are included.

The number of branches decreased by 9, as compared to previous quarter and decreased by 181, as compared to March 2025.

## Branches and Employees per 100,000 people

As of March 2026, employees per 100,000 people were 220 and branches per 100,000 people were 10.6.



\* 2025 population data were used in calculations.

**Table 1 Number of Banks, Branches and Employees, March 2026**

	No. of Banks	No. of Branches*	No. of Employees		No. of Banks	No. of Branches*	No. of Employees
<b>Sector Total</b>	<b>58</b>	<b>9,149</b>	<b>189,024</b>	<b>Foreign Banks</b>	<b>21</b>	<b>1,998</b>	<b>51,786</b>
<b>Deposit Banks</b>	<b>37</b>	<b>9,065</b>	<b>182,251</b>	Alternatifbank A.Ş.		15	513
<b>State-owned Banks</b>	<b>4</b>	<b>3,852</b>	<b>67,454</b>	Arap Türk Bankası A.Ş.		4	251
Türkiye Cumhuriyeti Ziraat Bankası A.Ş.		1,769	25,684	Bank Mellat		3	38
Türkiye Halk Bankası A.Ş.		1,112	22,571	Bank of China Turkey A.Ş.		1	56
Türkiye Vakıflar Bankası T.A.O.		970	19,073	Burgan Bank A.Ş.		28	1,333
Ziraat Dinamik Banka A.Ş. (dijital banka)		1	126	Citibank A.Ş.		2	356
<b>Privately-owned Banks</b>	<b>11</b>	<b>3,214</b>	<b>62,788</b>	Denizbank A.Ş.		578	12,050
Akbank T.A.Ş.		634	12,441	Deutsche Bank A.Ş.		1	117
Anadolubank A.Ş.		96	1,535	Enpara Bank A.Ş.		1	1,415
Colendi Bank A.Ş. (dijital banka)		1	129	HSBC Bank A.Ş.		36	1,285
Fibabanka A.Ş.		35	1,631	ICBC Turkey Bank A.Ş.		19	466
FUPS Bank A.Ş. (dijital banka)		1	55	ING Bank A.Ş.		54	1,430
Şekerbank T.A.Ş.		239	3,329	Intesa Sanpaolo S.p.A.		1	31
Turkish Bank A.Ş.		6	111	JPMorgan Chase Bank N.A.		1	74
Türk Ticaret Bankası A.Ş.		16	426	MUFG Bank Turkey A.Ş.		1	80
Türk Ekonomi Bankası A.Ş.		426	7,848	Odea Bank A.Ş.		35	1,281
Türkiye İş Bankası A.Ş.		1,019	20,630	QNB Bank A.Ş.		417	10,339
Yapı ve Kredi Bankası A.Ş.		741	14,653	Rabobank A.Ş.		1	29
<b>Banks Under the Depo. Insurance Fund</b>	<b>1</b>	<b>1</b>	<b>223</b>	Société Générale (SA)		1	28
Birleşik Fon Bankası A.Ş.		1	223	Turkland Bank A.Ş.		6	189
				Türkiye Garanti Bankası A.Ş.		793	20,425
				<b>Development and Investment Banks</b>	<b>21</b>	<b>84</b>	<b>6,773</b>
				Aktif Yatırım Bankası A.Ş.		16	743
				Aytemiz Yatırım Bankası A.Ş.**		1	49
				Bank of America Yatırım Bank A.Ş.		1	43
				BankPozitif Kredi ve Kalkınma Bankası A.Ş.		1	43
				D Yatırım Bankası A.Ş.		1	70
				Destek Yatırım Bankası A.Ş.		1	104
				Diler Yatırım Bankası A.Ş.		1	19
				Golden Global Yatırım Bankası A.Ş.		1	114
				GSD Yatırım Bankası A.Ş.		3	43
				Hedef Yatırım Bankası A.Ş.		1	76
				İller Bankası A.Ş.		19	2,575
				İstanbul Takas ve Saklama Bankası A.Ş.		1	475
				Misyon Yatırım Bankası A.Ş.		1	81
				Nurol Yatırım Bankası A.Ş.		1	165
				Pasha Yatırım Bankası A.Ş.		1	67
				Q Yatırım Bankası A.Ş.		4	103
				Standard Chartered Yatırım Bankası Türk A.Ş.		1	31
				Tera Yatırım Bankası A.Ş.		1	192
				Türk Eximbank		25	893
				Türkiye Kalkınma ve Yatırım Bankası A.Ş.		1	403
				Türkiye Sınai Kalkınma Bankası A.Ş.		2	484

\* Branches in foreign countries and Turkish Republic of Northern Cyprus are included.

\*\* Aytemiz Yatırım Bankası A.Ş. took permission to make banking operations with the resolution Nr: 11220 of BRSB, dated 29 May 2025, which was published in Official Gazette 4 June 2025, Nr:32920.

**Publication Periods of the Report:**

March: May 1.Week

June: August 1.Week

September: November 1.Week

December: February 1.Week

This report has been prepared from the quarterly statistics of member banks (deposit banks and development and investment banks) that was submitted to the Banks Association of Türkiye. The data of participation banks is not included.

Whilst every effort has been made to ensure that the information contained in this report is correct, the Banks Association of Türkiye can not accept any responsibility for any errors or omissions or for any consequences resulting therefrom.

All rights reserved. No part of this report may be reproduced or transmitted, in any form or by any means, electronic, photocopying or otherwise, without the prior written permission of the Banks Association of Türkiye.

**Table 2 Bank Employees by Gender and Education, March 2026**

Banks	Primary School			High School			Undergraduate			Postgraduate			Total		
	Male	Female	Total	Male	Female	Total	Male	Female	Total	Male	Female	Total	Male	Female	Total
<b>Sector Total</b>	<b>296</b>	<b>234</b>	<b>530</b>	<b>12,849</b>	<b>4,161</b>	<b>17,010</b>	<b>68,936</b>	<b>82,960</b>	<b>151,896</b>	<b>9,659</b>	<b>9,929</b>	<b>19,588</b>	<b>91,740</b>	<b>97,284</b>	<b>189,024</b>
<b>Deposit Banks</b>	<b>258</b>	<b>223</b>	<b>481</b>	<b>12,594</b>	<b>4,074</b>	<b>16,668</b>	<b>66,410</b>	<b>81,150</b>	<b>147,560</b>	<b>8,426</b>	<b>9,116</b>	<b>17,542</b>	<b>87,688</b>	<b>94,563</b>	<b>182,251</b>
<b>State-owned Banks</b>	<b>51</b>	<b>0</b>	<b>51</b>	<b>5,122</b>	<b>683</b>	<b>5,805</b>	<b>27,687</b>	<b>26,806</b>	<b>54,493</b>	<b>3,583</b>	<b>3,522</b>	<b>7,105</b>	<b>36,443</b>	<b>31,011</b>	<b>67,454</b>
Türkiye Cumhuriyeti Ziraat Bankası A.Ş.	36	0	36	3,102	286	3,388	10,895	8,963	19,858	1,296	1,106	2,402	15,329	10,355	25,684
Türkiye Halk Bankası A.Ş.	14	0	14	1,926	362	2,288	9,026	9,456	18,482	937	850	1,787	11,903	10,668	22,571
Türkiye Vakıflar Bankası T.A.O.	1	0	1	94	35	129	7,704	8,337	16,041	1,346	1,556	2,902	9,145	9,928	19,073
Ziraat Dinamik Banka A.Ş. (dijital banka)	0	0	0	0	0	0	62	50	112	4	10	14	66	60	126
<b>Privately-owned Banks</b>	<b>36</b>	<b>5</b>	<b>41</b>	<b>2,787</b>	<b>601</b>	<b>3,388</b>	<b>22,963</b>	<b>30,768</b>	<b>53,731</b>	<b>2,646</b>	<b>2,982</b>	<b>5,628</b>	<b>28,432</b>	<b>34,356</b>	<b>62,788</b>
Akbank T.A.Ş.	1	0	1	184	44	228	4,950	5,730	10,680	757	775	1,532	5,892	6,549	12,441
Anadolubank A.Ş.	9	0	9	156	35	191	586	636	1,222	66	47	113	817	718	1,535
Colendi Bank A.Ş. (dijital banka)	0	1	1	5	10	15	37	42	79	17	17	34	59	70	129
Fibabanka A.Ş.	4	0	4	104	39	143	544	727	1,271	113	100	213	765	866	1,631
FUPS Bank A.Ş. (dijital banka)	0	1	1	2	2	4	17	21	38	6	6	12	25	30	55
Şekerbank T.A.Ş.	3	0	3	86	54	140	1,334	1,637	2,971	110	105	215	1,533	1,796	3,329
Turkish Bank A.Ş.	0	0	0	18	15	33	31	33	64	10	4	14	59	52	111
Türk Ekonomi Bankası A.Ş.	4	0	4	304	165	469	2,709	3,927	6,636	335	404	739	3,352	4,496	7,848
Türk Ticaret Bankası A.Ş.	4	0	4	10	1	11	150	162	312	61	38	99	225	201	426
Türkiye İş Bankası A.Ş.	2	1	3	1,596	102	1,698	8,054	9,669	17,723	539	667	1,206	10,191	10,439	20,630
Yapı ve Kredi Bankası A.Ş.	9	2	11	322	134	456	4,551	8,184	12,735	632	819	1,451	5,514	9,139	14,653
<b>Banks Under Depo. Insurance Fund</b>	<b>2</b>	<b>0</b>	<b>2</b>	<b>41</b>	<b>8</b>	<b>49</b>	<b>67</b>	<b>83</b>	<b>150</b>	<b>8</b>	<b>14</b>	<b>22</b>	<b>118</b>	<b>105</b>	<b>223</b>
Birleşik Fon Bankası A.Ş.	2	0	2	41	8	49	67	83	150	8	14	22	118	105	223

Banks	Primary School			High School			Undergraduate			Postgraduate			Total		
	Male	Female	Total	Male	Female	Total	Male	Female	Total	Male	Female	Total	Male	Female	Total
<b>Foreign Banks</b>	<b>169</b>	<b>218</b>	<b>387</b>	<b>4,644</b>	<b>2,782</b>	<b>7,426</b>	<b>15,693</b>	<b>23,493</b>	<b>39,186</b>	<b>2,189</b>	<b>2,598</b>	<b>4,787</b>	<b>22,695</b>	<b>29,091</b>	<b>51,786</b>
Alternatifbank A.Ş.	2	0	2	41	26	67	166	193	359	32	53	85	241	272	513
Arap Türk Bankası A.Ş.	7	0	7	36	5	41	97	71	168	20	15	35	160	91	251
Bank Mellat	2	0	2	6	1	7	21	4	25	3	1	4	32	6	38
Bank of China Turkey A.Ş.	0	0	0	1	0	1	25	12	37	8	10	18	34	22	56
Burgan Bank A.Ş.	2	0	2	45	34	79	524	571	1,095	85	72	157	656	677	1,333
Citibank A.Ş.	0	0	0	23	5	28	127	123	250	38	40	78	188	168	356
Denizbank A.Ş.	96	209	305	1,219	890	2,109	3,553	5,372	8,925	318	393	711	5,186	6,864	12,050
Deutsche Bank A.Ş.	2	0	2	4	1	5	37	50	87	9	14	23	52	65	117
Enpara Bank A.Ş.	0	1	1	24	28	52	368	901	1,269	43	50	93	435	980	1,415
HSBC Bank A.Ş.	4	0	4	79	45	124	371	641	1,012	78	67	145	532	753	1,285
ICBC Turkey Bank A.Ş.	3	0	3	28	8	36	178	178	356	38	33	71	247	219	466
ING Bank A.Ş.	3	0	3	66	24	90	436	686	1,122	99	116	215	604	826	1,430
Intesa Sanpaolo S.p.A.	0	0	0	1	0	1	7	9	16	9	5	14	17	14	31
JPMorgan Chase Bank N.A.	3	1	4	1	1	2	18	24	42	12	14	26	34	40	74
MUFG Bank Turkey A.Ş.	0	0	0	4	1	5	25	26	51	13	11	24	42	38	80
Odea Bank A.Ş.	3	0	3	33	2	35	402	676	1,078	84	81	165	522	759	1,281
QNB Bank A.Ş.	27	4	31	1,551	1,386	2,937	2,284	4,227	6,511	363	497	860	4,225	6,114	10,339
Rabobank A.Ş.	0	0	0	1	0	1	8	5	13	9	6	15	18	11	29
Société Générale (SA)	3	0	3	3	1	4	6	10	16	4	1	5	16	12	28
Türkland Bank A.Ş.	2	0	2	21	7	28	67	67	134	13	12	25	103	86	189
Türkiye Garanti Bankası A.Ş.	10	3	13	1,457	317	1,774	6,973	9,647	16,620	911	1,107	2,018	9,351	11,074	20,425
<b>Development and Investment Banks</b>	<b>38</b>	<b>11</b>	<b>49</b>	<b>255</b>	<b>87</b>	<b>342</b>	<b>2,526</b>	<b>1,810</b>	<b>4,336</b>	<b>1,233</b>	<b>813</b>	<b>2,046</b>	<b>4,052</b>	<b>2,721</b>	<b>6,773</b>
Aktif Yatırım Bankası A.Ş.	0	0	0	40	17	57	266	321	587	50	49	99	356	387	743
Aytemiz Yatırım Bankası A.Ş.	0	0	0	2	0	2	17	20	37	3	7	10	22	27	49
Bank of America Yatırım Bank A.Ş.	0	0	0	0	0	0	14	11	25	10	8	18	24	19	43
BankPozitif Kredi ve Kalkınma Bankası A.Ş.	2	1	3	2	3	5	10	21	31	3	1	4	17	26	43
D Yatırım Bankası A.Ş.	0	0	0	3	0	3	27	23	50	10	7	17	40	30	70
Destek Yatırım Bankası A.Ş.	0	1	1	7	1	8	33	39	72	12	11	23	52	52	104
Diler Yatırım Bankası A.Ş.	0	0	0	3	0	3	5	10	15	1	0	1	9	10	19
Golden Global Yatırım Bankası A.Ş.	1	0	1	5	4	9	44	28	72	20	12	32	70	44	114
GSD Yatırım Bankası A.Ş.	0	0	0	3	0	3	23	15	38	2	0	2	28	15	43
Hedef Yatırım Bankası A.Ş.	0	0	0	1	3	4	39	20	59	11	2	13	51	25	76
İller Bankası A.Ş.	24	0	24	80	22	102	1,008	499	1,507	588	354	942	1,700	875	2,575
İstanbul Takas ve Saklama Bankası A.Ş.	0	0	0	30	2	32	197	128	325	73	45	118	300	175	475
Misyon Yatırım Bankası A.Ş.	0	1	1	2	3	5	32	21	53	18	4	22	52	29	81
Nurol Yatırım Bankası A.Ş.	2	2	4	10	3	13	61	67	128	8	12	20	81	84	165
Pasha Yatırım Bankası A.Ş.	0	0	0	1	1	2	18	27	45	13	7	20	32	35	67
Q Yatırım Bankası A.Ş.	1	1	2	10	5	15	39	28	67	16	3	19	66	37	103
Standard Chartered Yatırım Bankası Türk A.	2	1	3	1	1	2	7	9	16	6	4	10	16	15	31
Tera Yatırım Bankası A.Ş.	0	0	0	9	7	16	61	69	130	26	20	46	96	96	192
Türk Eximbank	2	0	2	12	6	18	304	185	489	239	145	384	557	336	893
Türkiye Kalkınma ve Yatırım Bankası A.Ş.	1	4	5	13	1	14	156	119	275	66	43	109	236	167	403
Türkiye Sınai Kalkınma Bankası A.Ş.	3	0	3	21	8	29	165	150	315	58	79	137	247	237	484

**Table 3 Bank Employees by Age, March 2026**

Banks	Under 17*			18-25			26-35			36-45			46-55			56+			Total		
	Male	Female	Total	Male	Female	Total	Male	Female	Total	Male	Female	Total	Male	Female	Total	Male	Female	Total	Male	Female	Total
<b>Sector Total</b>	<b>1</b>	<b>0</b>	<b>1</b>	<b>3,796</b>	<b>5,210</b>	<b>9,006</b>	<b>30,460</b>	<b>39,671</b>	<b>70,131</b>	<b>42,194</b>	<b>41,070</b>	<b>83,264</b>	<b>13,904</b>	<b>10,669</b>	<b>24,573</b>	<b>1,385</b>	<b>664</b>	<b>2,049</b>	<b>91,740</b>	<b>97,284</b>	<b>189,024</b>
<b>Deposit Banks</b>	<b>0</b>	<b>0</b>	<b>0</b>	<b>3,608</b>	<b>5,067</b>	<b>8,675</b>	<b>29,153</b>	<b>38,658</b>	<b>67,811</b>	<b>40,750</b>	<b>40,173</b>	<b>80,923</b>	<b>13,276</b>	<b>10,233</b>	<b>23,509</b>	<b>901</b>	<b>432</b>	<b>1,333</b>	<b>87,688</b>	<b>94,563</b>	<b>182,251</b>
<b>State-owned Banks</b>	<b>0</b>	<b>0</b>	<b>0</b>	<b>795</b>	<b>1,004</b>	<b>1,799</b>	<b>11,274</b>	<b>12,778</b>	<b>24,052</b>	<b>19,826</b>	<b>15,237</b>	<b>35,063</b>	<b>4,342</b>	<b>1,942</b>	<b>6,284</b>	<b>206</b>	<b>50</b>	<b>256</b>	<b>36,443</b>	<b>31,011</b>	<b>67,454</b>
Türkiye Cumhuriyeti Ziraat Bankası A.Ş.	0	0	0	200	285	485	3,677	3,790	7,467	8,757	5,199	13,956	2,551	1,051	3,602	144	30	174	15,329	10,355	25,684
Türkiye Halk Bankası A.Ş.	0	0	0	197	276	473	3,955	5,154	9,109	6,544	4,618	11,162	1,179	604	1,783	28	16	44	11,903	10,668	22,571
Türkiye Vakıflar Bankası T.A.O.	0	0	0	394	439	833	3,609	3,801	7,410	4,500	5,399	9,899	608	285	893	34	4	38	9,145	9,928	19,073
Ziraat Dinamik Banka A.Ş. (dijital banka)	0	0	0	4	4	8	33	33	66	25	21	46	4	2	6	0	0	0	66	60	126
<b>Privately-owned Banks</b>	<b>0</b>	<b>0</b>	<b>0</b>	<b>1,161</b>	<b>1,485</b>	<b>2,646</b>	<b>9,455</b>	<b>13,390</b>	<b>22,845</b>	<b>12,620</b>	<b>14,977</b>	<b>27,597</b>	<b>4,918</b>	<b>4,403</b>	<b>9,321</b>	<b>278</b>	<b>101</b>	<b>379</b>	<b>28,432</b>	<b>34,356</b>	<b>62,788</b>
Akbank T.A.Ş.	0	0	0	171	192	363	1,913	2,390	4,303	2,595	3,143	5,738	1,165	805	1,970	48	19	67	5,892	6,549	12,441
Anadolubank A.Ş.	0	0	0	33	64	97	217	277	494	272	210	482	264	158	422	31	9	40	817	718	1,535
Colendi Bank A.Ş. (dijital banka)	0	0	0	7	18	25	19	24	43	18	16	34	15	12	27	0	0	0	59	70	129
Fibabanka A.Ş.	0	0	0	20	41	61	225	325	550	304	314	618	190	175	365	26	11	37	765	866	1,631
FUPS Bank A.Ş. (dijital banka)	0	0	0	0	7	7	10	6	16	9	10	19	4	7	11	2	0	2	25	30	55
Şekerbank T.A.Ş.	0	0	0	43	45	88	575	883	1,458	674	677	1,351	223	185	408	18	6	24	1,533	1,796	3,329
Turkish Bank A.Ş.	0	0	0	3	4	7	1	11	12	6	8	14	31	23	54	18	6	24	59	52	111
Türk Ekonomi Bankası A.Ş.	0	0	0	181	378	559	1,135	1,823	2,958	1,407	1,783	3,190	573	495	1,068	56	17	73	3,352	4,496	7,848
Türk Ticaret Bankası A.Ş.	0	0	0	12	3	15	59	66	125	86	71	157	56	56	112	12	5	17	225	201	426
Türkiye İş Bankası A.Ş.	0	0	0	429	315	744	3,033	3,516	6,549	5,052	4,923	9,975	1,642	1,671	3,313	35	14	49	10,191	10,439	20,630
Yapı ve Kredi Bankası A.Ş.	0	0	0	262	418	680	2,268	4,069	6,337	2,197	3,822	6,019	755	816	1,571	32	14	46	5,514	9,139	14,653
<b>Banks Under Depo. Insurance Fund</b>	<b>0</b>	<b>0</b>	<b>0</b>	<b>4</b>	<b>7</b>	<b>11</b>	<b>48</b>	<b>39</b>	<b>87</b>	<b>38</b>	<b>33</b>	<b>71</b>	<b>20</b>	<b>25</b>	<b>45</b>	<b>8</b>	<b>1</b>	<b>9</b>	<b>118</b>	<b>105</b>	<b>223</b>
Birleşik Fon Bankası A.Ş.	0	0	0	4	7	11	48	39	87	38	33	71	20	25	45	8	1	9	118	105	223

Banks	Under 17*			18-25			26-35			36-45			46-55			56+			Total		
	Male	Female	Total	Male	Female	Total	Male	Female	Total	Male	Female	Total	Male	Female	Total	Male	Female	Total	Male	Female	Total
<b>Foreign Banks</b>	<b>0</b>	<b>0</b>	<b>0</b>	<b>1,648</b>	<b>2,571</b>	<b>4,219</b>	<b>8,376</b>	<b>12,451</b>	<b>20,827</b>	<b>8,266</b>	<b>9,926</b>	<b>18,192</b>	<b>3,996</b>	<b>3,863</b>	<b>7,859</b>	<b>409</b>	<b>280</b>	<b>689</b>	<b>22,695</b>	<b>29,091</b>	<b>51,786</b>
Alternatifbank A.Ş.	0	0	0	23	28	51	51	71	122	90	113	203	68	59	127	9	1	10	241	272	513
Arap Türk Bankası A.Ş.	0	0	0	8	7	15	42	23	65	65	36	101	42	23	65	3	2	5	160	91	251
Bank Mellat	0	0	0	0	0	0	6	1	7	9	1	10	13	4	17	4	0	4	32	6	38
Bank of China Turkey A.Ş.	0	0	0	5	2	7	9	7	16	12	10	22	8	2	10	0	1	1	34	22	56
Burgan Bank A.Ş.	0	0	0	33	41	74	246	228	474	254	267	521	107	123	230	16	18	34	656	677	1,333
Citibank A.Ş.	0	0	0	8	5	13	41	37	78	73	65	138	52	58	110	14	3	17	188	168	356
Denizbank A.Ş.	0	0	0	358	660	1,018	1,684	2,791	4,475	2,025	2,182	4,207	1,011	1,099	2,110	108	132	240	5,186	6,864	12,050
Deutsche Bank A.Ş.	0	0	0	2	2	4	18	21	39	20	27	47	11	15	26	1	0	1	52	65	117
Enpara Bank A.Ş.	0	0	0	47	154	201	288	691	979	76	116	192	19	19	38	5	0	5	435	980	1,415
HSBC Bank A.Ş.	0	0	0	18	13	31	113	194	307	189	319	508	194	214	408	18	13	31	532	753	1,285
ICBC Turkey Bank A.Ş.	0	0	0	9	10	19	65	63	128	71	81	152	86	62	148	16	3	19	247	219	466
ING Bank A.Ş.	0	0	0	14	33	47	199	364	563	235	306	541	146	113	259	10	10	20	604	826	1,430
Intesa Sanpaolo S.p.A.	0	0	0	0	0	0	2	0	2	7	7	14	6	6	12	2	1	3	17	14	31
JPMorgan Chase Bank N.A.	0	0	0	2	2	4	7	17	24	13	11	24	11	9	20	1	1	2	34	40	74
MUFG Bank Turkey A.Ş.	0	0	0	3	0	3	10	7	17	14	14	28	11	13	24	4	4	8	42	38	80
Odea Bank A.Ş.	0	0	0	55	96	151	199	308	507	178	259	437	79	92	171	11	4	15	522	759	1,281
QNB Bank A.Ş.	0	0	0	274	534	808	1,511	2,928	4,439	1,534	1,896	3,430	826	712	1,538	80	44	124	4,225	6,114	10,339
Rabobank A.Ş.	0	0	0	0	0	0	1	0	1	5	5	10	9	5	14	3	1	4	18	11	29
Société Générale (SA)	0	0	0	1	1	2	2	2	4	2	1	3	6	6	12	5	2	7	16	12	28
Turkland Bank A.Ş.	0	0	0	2	2	4	20	21	41	26	33	59	44	28	72	11	2	13	103	86	189
Türkiye Garanti Bankası A.Ş.	0	0	0	786	981	1,767	3,862	4,677	8,539	3,368	4,177	7,545	1,247	1,201	2,448	88	38	126	9,351	11,074	20,425
<b>Development and Investment Banks</b>	<b>1</b>	<b>0</b>	<b>1</b>	<b>188</b>	<b>143</b>	<b>331</b>	<b>1,307</b>	<b>1,013</b>	<b>2,320</b>	<b>1,444</b>	<b>897</b>	<b>2,341</b>	<b>628</b>	<b>436</b>	<b>1,064</b>	<b>484</b>	<b>232</b>	<b>716</b>	<b>4,052</b>	<b>2,721</b>	<b>6,773</b>
Aktif Yatırım Bankası A.Ş.	0	0	0	29	37	66	140	166	306	130	135	265	50	49	99	7	0	7	356	387	743
Aytemiz Yatırım Bankası A.Ş.	0	0	0	4	6	10	7	11	18	7	3	10	4	6	10	0	1	1	22	27	49
Bank of America Yatırım Bank A.Ş.	0	0	0	3	0	3	4	3	7	7	12	19	10	4	14	0	0	0	24	19	43
BankPozitif Kredi ve Kalkınma Bankası A.Ş.	0	0	0	3	3	6	2	3	5	8	11	19	4	8	12	0	1	1	17	26	43
D Yatırım Bankası A.Ş.	0	0	0	6	4	10	17	10	27	12	5	17	5	9	14	0	2	2	40	30	70
Destek Yatırım Bankası A.Ş.	0	0	0	6	3	9	14	18	32	20	15	35	7	16	23	5	0	5	52	52	104
Diler Yatırım Bankası A.Ş.	0	0	0	0	0	0	1	2	3	0	2	2	5	5	10	3	1	4	9	10	19
Golden Global Yatırım Bankası A.Ş.	0	0	0	3	6	9	20	15	35	30	13	43	12	9	21	5	1	6	70	44	114
GSD Yatırım Bankası A.Ş.	0	0	0	3	3	6	9	1	10	5	3	8	11	7	18	0	1	1	28	15	43
Hedef Yatırım Bankası A.Ş.	0	0	0	0	2	2	24	10	34	15	9	24	10	4	14	2	0	2	51	25	76
İller Bankası A.Ş.	0	0	0	6	0	6	470	265	735	522	260	782	284	143	427	418	207	625	1,700	875	2,575
İstanbul Takas ve Saklama Bankası A.Ş.	0	0	0	44	14	58	135	90	225	89	54	143	29	17	46	3	0	3	300	175	475
Misyon Yatırım Bankası A.Ş.	0	0	0	3	3	6	18	14	32	22	9	31	9	3	12	0	0	0	52	29	81
Nurol Yatırım Bankası A.Ş.	1	0	1	10	3	13	24	36	60	24	21	45	14	20	34	8	4	12	81	84	165
Pasha Yatırım Bankası A.Ş.	0	0	0	0	1	1	6	15	21	16	7	23	9	12	21	1	0	1	32	35	67
Q Yatırım Bankası A.Ş.	0	0	0	2	1	3	8	9	17	32	12	44	17	14	31	7	1	8	66	37	103
Standard Chartered Yatırım Bankası Türk A.Ş.	0	0	0	1	1	2	4	3	7	4	5	9	4	4	8	3	2	5	16	15	31
Tera Yatırım Bankası A.Ş.	0	0	0	9	15	24	32	26	58	29	30	59	24	22	46	2	3	5	96	96	192
Türk Eximbank	0	0	0	7	3	10	168	139	307	304	146	450	69	47	116	9	1	10	557	336	893
Türkiye Kalkınma ve Yatırım Bankası A.Ş.	0	0	0	11	14	25	101	65	166	89	64	153	25	18	43	10	6	16	236	167	403
Türkiye Sınai Kalkınma Bankası A.Ş.	0	0	0	38	24	62	103	112	215	79	81	160	26	19	45	1	1	2	247	237	484

\*Students who continue their compulsory "internship" and "apprenticeship" trainings for high schools and universities are not included. Apart from these, students working with service contracts and on payroll are included.

**Table 4 Number of Branches and Employees (2025 - 2026 March)**

	No.of Branches			No.of Employees		
	2025 March	2025 Dec.	2026 March	2025 March	2025 Dec.	2026 March
<b>Sector Total</b>	<b>9,330</b>	<b>9,158</b>	<b>9,149</b>	<b>188,971</b>	<b>189,636</b>	<b>189,024</b>
<b>Deposit Banks</b>	<b>9,249</b>	<b>9,075</b>	<b>9,065</b>	<b>182,445</b>	<b>182,904</b>	<b>182,251</b>
<b>State-owned Banks</b>	<b>3,850</b>	<b>3,855</b>	<b>3,852</b>	<b>66,873</b>	<b>67,591</b>	<b>67,454</b>
Türkiye Cumhuriyeti Ziraat Bankası A.Ş.	1,779	1,769	1,769	25,981	25,743	25,684
Türkiye Halk Bankası A.Ş.	1,095	1,105	1,112	22,162	22,575	22,571
Türkiye Vakıflar Bankası T.A.O.	976	980	970	18,730	19,147	19,073
Ziraat Dinamik Banka A.Ş. (dijital banka)	-	1	1	-	126	126
<b>Privately-owned Banks</b>	<b>3,314</b>	<b>3,221</b>	<b>3,214</b>	<b>63,018</b>	<b>63,242</b>	<b>62,788</b>
Akbank T.A.Ş.	694	647	634	12,900	12,591	12,441
Anadolubank A.Ş.	95	96	96	1,400	1,505	1,535
Colendi Bank A.Ş. (dijital banka)	-	1	1	-	98	129
Fibabanka A.Ş.	38	35	35	1,670	1,571	1,631
FUPS Bank A.Ş. (dijital banka)	-	1	1	-	58	55
Şekerbank T.A.Ş.	239	239	239	3,525	3,718	3,329
Turkish Bank A.Ş.	6	6	6	110	115	111
Türk Ekonomi Bankası A.Ş.	436	426	426	8,128	7,918	7,848
Türk Ticaret Bankası A.Ş.	2	11	16	255	401	426
Türkiye İş Bankası A.Ş.	1,031	1,019	1,019	20,329	20,630	20,630
Yapı ve Kredi Bankası A.Ş.	773	740	741	14,701	14,637	14,653
<b>Banks Under the Dep.Ins.Fund</b>	<b>1</b>	<b>1</b>	<b>1</b>	<b>218</b>	<b>219</b>	<b>223</b>
Birleşik Fon Bankası A.Ş.	1	1	1	218	219	223
<b>Foreign Banks</b>	<b>2,084</b>	<b>1,998</b>	<b>1,998</b>	<b>52,336</b>	<b>51,852</b>	<b>51,786</b>
Alternatifbank A.Ş.	15	15	15	504	521	513
Arap Türk Bankası A.Ş.	4	4	4	248	251	251
Bank Mellat	3	3	3	40	39	38
Bank of China Turkey A.Ş.	1	1	1	51	54	56
Burgan Bank A.Ş.	26	28	28	1,350	1,335	1,333
Citibank A.Ş.	2	2	2	357	362	356
Denizbank A.Ş.	626	576	578	12,391	11,972	12,050
Deutsche Bank A.Ş.	1	1	1	112	118	117
Enpara Bank A.Ş.	1	1	1	36	1,402	1,415
Habib Bank Limited*	1	-	-	17	-	-
HSBC Bank A.Ş.	44	36	36	1,415	1,327	1,285
ICBC Turkey Bank A.Ş.	32	19	19	632	531	466
ING Bank A.Ş.	59	54	54	1,748	1,549	1,430
Intesa Sanpaolo S.p.A.	1	1	1	26	29	31
JPMorgan Chase Bank N.A.	1	1	1	69	74	74
MUFG Bank Turkey A.Ş.	1	1	1	80	77	80
Odea Bank A.Ş.	36	35	35	1,090	1,211	1,281
QNB Bank A.Ş.	426	418	417	12,037	10,413	10,339
Rabobank A.Ş.	1	1	1	27	30	29
Société Générale (SA)	1	1	1	30	29	28
Turkland Bank A.Ş.	6	6	6	196	191	189
Türkiye Garanti Bankası A.Ş.	796	794	793	19,880	20,337	20,425
<b>Development and Investment Banks</b>	<b>81</b>	<b>83</b>	<b>84</b>	<b>6,526</b>	<b>6,732</b>	<b>6,773</b>
Aktif Yatırım Bankası A.Ş.	15	16	16	735	747	743
Aytemiz Yatırım Bankası A.Ş.	-	1	1	-	49	49
Bank of America Yatırım Bank A.Ş.	1	1	1	40	43	43
BankPozitif Kredi ve Kalkınma Bankası A.Ş.	1	1	1	77	43	43
D Yatırım Bankası A.Ş.	1	1	1	71	74	70
Destek Yatırım Bankası A.Ş.	1	1	1	83	95	104
Diler Yatırım Bankası A.Ş.	1	1	1	20	19	19
Golden Global Yatırım Bankası A.Ş.	1	1	1	102	109	114
GSD Yatırım Bankası A.Ş.	3	3	3	44	42	43
Hedef Yatırım Bankası A.Ş.	1	1	1	52	68	76
İller Bankası A.Ş.	19	19	19	2,652	2,596	2,575
İstanbul Takas ve Saklama Bankası A.Ş.	1	1	1	442	476	475
Misyon Yatırım Bankası A.Ş.	1	1	1	116	83	81
Nurol Yatırım Bankası A.Ş.	1	1	1	141	159	165
Pasha Yatırım Bankası A.Ş.	1	1	1	66	66	67
Q Yatırım Bankası A.Ş.	4	4	4	101	140	103
Standard Chartered Yatırım Bankası Türk A.Ş.	1	1	1	28	32	31
Tera Yatırım Bankası A.Ş.	1	1	1	56	124	192
Türk Eximbank	24	24	25	874	883	893
Türkiye Kalkınma ve Yatırım Bankası A.Ş.	1	1	1	361	401	403
Türkiye Sınai Kalkınma Bankası A.Ş.	2	2	2	465	483	484

\*With the BRSA's decision dated 25.09.2025 and numbered 11274, it was decided to terminate the activities of Habib Bank Limited Central Pakistan Istanbul Turkey Head Office and allow its voluntary liquidation. The liquidation decision was published in the Turkish Trade Registry Gazette dated December 11, 2025, and No.11477.